



ARKANSAS STATE ATHLETICS MEDIA RELATIONS

MAIN PHONE NUMBER: 870-972-2541 FAX: 870-972-3367
MAILING ADDRESS: P.O. Box 1000, State University, AR 72467
OVERNIGHT ADDRESS: 217 Olympic Dr., Jonesboro, AR 72401
Assistant AD/Sports Information Director: Jerry Scott
jscott@astate.edu | 870-972-3405 (office) | 870-243-6021 (cell)

2011 & 2012 SUN BELT CONFERENCE CHAMPIONS 2012 & 2013 GoDaddy.com Bowl | 2005 New Orleans Bowl



GAME 5: Arkansas State Red Wolves (2-3) hosts Idaho Vandals (1-5)

Oct. 12, 2013 | Liberty Bank Stadium

Jonesboro, Ark. | 6 p.m.

Radio: EAB Red Wolves Sports Radio Network (107.9 FM, flagship)

Television: ESPN3.com

Live Stats: AStateRedWolves.com



ARKANSAS STATE QUICK FACTS

Location: Jonesboro, Ark. (67,263) | Enrollment: 13,538
Nickname: Red Wolves | Colors: Scarlet and Black
Stadium: Liberty Bank Stadium (30,406) | Playing Surface: GEO Surfaces Field Turf | Conference: Sun Belt
Head Coach: Bryan Harsin (Boise State, 2000)
School Record: 2-3 (1st year) | Overall Record: Same
Assistant Coaches:

Asst. HC/Tight Ends/Special Teams Coord. . . . Kent Riddle
Oregon State, 1992 (1st year at Arkansas State)
Co-offensive Coord./Running Backs Elijah Drinkwitz
Arkansas Tech, 2004 (2nd year at Arkansas State)
Co-offensive Coord./Quarterbacks Bush Hamdan
Boise State, 2008 (1st year at Arkansas State)
Defensive Coordinator/Linebackers John Thompson
Central Arkansas, 1978 (2nd year at Arkansas State)
Cornerbacks/Recruiting Coordinator Julius Brown
Boise State, 2006 (1st year at Arkansas State)
Safeties Blake Baker
Tulane, 2008 (1st year at Arkansas State)
Offensive Line Brad Bedell
Colorado, 2009 (1st year at Arkansas State)
Defensive Line Steve Caldwell
Arkansas State, 1977 (6th year at A-State; 2012, 1985-89)
Wide Receivers Anthony Tucker
Fresno State, 1999 (1st year at Arkansas State)

2013 ARKANSAS STATE SCHEDULE/RESULTS

AUG. 31	ARKANSAS-PINE BLUFF (ESPN3)	W, 62-11
Sept. 7	at Auburn (Fox Sports Net)	L, 9-38
SEPT. 12	TROY* (ESPN)	W, 41-34
Sept. 21	at Memphis (ESPN3)	L, 7-31
Sept. 28	at Missouri (CSS)	L, 19-41
OCT. 12	IDAHO^	6 p.m.
OCT. 22	LOUISIANA-LAFAYETTE* (ESPN2)	7 p.m.
Nov. 2	at South Alabama*	TBA
Nov. 9	at Louisiana-Monroe*	6 p.m.
NOV. 16	TEXAS STATE* (Sun Belt Network)	6:30 p.m.
NOV. 23	GEORGIA STATE*	TBA
Nov. 30	at Western Kentucky*	3 p.m.

*SBC game ^Homecoming All Times Central

2013 IDAHO SCHEDULE/RESULTS

AUG. 31	at North Texas	L, 6-40
Sept. 7	at Wyoming	L 10-42
SEPT. 14	NORTHERN ILLINOIS	L, 35-45
Sept. 21	at Washington State	L, 0-42
SEPT. 28	TEMPLE	W, 26-24
OCT. 5	FRESNO STATE	L, 14-61
Oct. 12	at Arkansas State	6 p.m.
Oct. 26	at Ole Miss	TBA
NOV. 2	TEXAS STATE	2 p.m.
NOV. 9	OLD DOMINION	2 p.m.
Nov. 23	at Florida State	TBA
Nov. 30	at New Mexico State	12:30 p.m.

All Times Central

EAB RED WOLVES SPORTS RADIO NETWORK

Matt Stolz (play-by-play), Bill Keedy (analyst),
Corey Leonard (sideline)

ESPN3.com

Brock Bowling (play-by-play), Warrick Dunn (analyst)

ON TAP: Arkansas State will play its final non-conference game of the regular season Saturday when it hosts Idaho in its 2013 Homecoming game. The game is set for a 6 p.m. kickoff at Liberty Bank Stadium and will be televised by ESPN3.com. Every A-State game can be heard live on 107.9 FM in the Jonesboro area as part of the EAB Red Wolves Sports Radio Network, and the live radio broadcast can be accessed through the A-State athletics Web site (AStateRedWolves.com).

BY THE NUMBERS . . .

- 1 of just 16 FBS programs to win at least 20 games over the last two years (2011 & 2012).
- 1 receiving touchdown needed by both **Julian Jones** to tie the 6th most (10) in school history.
- 2 rushing touchdowns needed by **David Oku** to tie the seventh most (22) in school history.
- 3 ASU was picked to finish 3rd in the preseason Sun Belt Coaches Poll with 45 pts. and 2 first-place votes.
- 4 players with 100 yards rushing vs. UAPB, making A-State just the 7th FBS team to accomplish the feat.
- 5 consecutive victories at Liberty Bank Stadium.
- 5 of the last eight seasons have seen A-State achieve bowl eligibility.
- 5 players named to one of college football's major award watch lists.
- 7 preseason All-Sun Belt Conference selections, the most in the league.
- 8 players (**Albright, Carrethers, Haunga, Kennedy, McCants, Muse, Oliver, Williams**) already with their degree.
- 8 game Sun Belt Conference winning streak held by A-State.
- 8 consecutive wins in the month of October dating back to the 2010 season.
- 8 consecutive winning seasons at Liberty Bank Stadium.
- 8 wins over its last nine games when coming off an open week.
- 9 victories over its last 10 Homecoming games, and 57 all-time Homecoming wins.
- 10 win seasons in 2011 & 2012, making ASU the first team in SBC history w/ back-to-back 10-win campaigns.
- 10 Sun Belt Conference Team Academic Awards over the last 11 years.
- 13 votes in the final 2012 USA Today Coaches Top 25 poll, ranking A-State No. 32 in the nation.
- 14 statistical categories in which A-State ranks among the top 50 teams in the nation after five games.
- 15 players named to the most recent Sun Belt Conference Commissioner's List (3.5 GPA or higher).
- 16 Sun Belt Conference victories over its last 17 league games.
- 18 points needed by **Brian Davis** to break the school record for points by kicking in a career (288).
- 18 A-State players named to at least one preseason All-Sun Belt Conference team.
- 21 A-State wins over its last 29 regular-season games dating back to 2011.
- 23 All-Sun Belt Conference selections over the last two years combined.
- 25 points needed by **Brian Davis** to break the Sun Belt record for career points by kicking (295).
- 27 players named to the most recent Sun Belt Conference Academic Honor Roll (3.0 GPA or higher).
- 28 votes in the final 2012 Associated Press Top 25 poll, ranking A-State No. 32 in the nation.
- 30 or more points scored by A-State in 20 of its last 28 games.
- 31 receptions recorded by **Julian Jones** over the last four games (7.8 per game).
- 91 yd rush by **Michael Gordon** vs UAPB matched the 2nd longest in ASU history.
- 213.2 rushing yards per game by A-State ranks 30th in the nation.
- 300 yards or more of total offense recorded by ASU in 39 of its last 43 games.
- 400 or more yards total offense by A-State in four of its first five games.
- 464.4 yards of total offense per game ranks as the 35th highest average in the nation.
- 26.7 million-dollar football facility project in Liberty Bank Stadium's north end zone announced.

ARKANSAS STATE GAME WEEK MEDIA SCHEDULE

Mon., Oct. 7 Sun Belt weekly teleconference begins at 10:30 a.m. (Coach Harsin at 10:44 a.m.)
11:30 a.m. press conference with head coach Bryan Harsin (A-State Football Facility, 3rd floor)
Tues., Oct. 8 3:35-5:45 p.m. practice. Periods open TBD. Coaches available after practice.
"Live at the Brickhouse with Bryan Harsin" radio show 7-8 p.m. (KFIN, 107.9 FM)
Wed., Oct. 9 3:35 p.m. practice. Periods open TBD. Players available after practice.
Sun Belt Conference television highlight/interview package available.
Thur., Oct. 10 3:35 p.m. closed practice.
Fri., Oct. 11 Closed practice. No media availability.
Sat., Oct. 12 Game Day. Coaches and players available after the game.
Sun., Oct. 13 5:45 p.m. closed practice. Contact A-State Athletics Media Relations to arrange interviews.
Coach Harsin TV show airs at 10:30 p.m. on KAIT ch. 8 (Jonesboro) and THV ch. 11 (Little Rock)

2013 SUN BELT STANDINGS

Team	Conference			Overall		
	W	L	Pct.	W	L	Pct.
Louisiana-Lafayette	1	0	1.000	3	2	.600
Arkansas State	1	0	1.000	2	3	.400
Western Kentucky	1	1	.500	4	2	.667
Troy	1	1	.500	3	3	.500
South Alabama	1	1	.500	2	3	.400
Georgia State	0	0	.000	0	5	.000
Texas State	0	1	.000	3	2	.600
Louisiana-Monroe	0	1	.000	2	4	.333

2013 PRESEASON ALL-SBC TEAM

OFFENSE

Kolton Browning (Louisiana-Monroe, Sr., QB)

David Oku (Arkansas State, Sr., RB)

Javone Lawson (Louisiana-Lafayette, Sr., WR)

Antonio Andrews (Western Kentucky, Sr., RB)

J.D. McKissic (Arkansas State, So., WR)

Je'Ron Hamm (Louisiana-Monroe, Sr., WR)

Eric Thomas (Troy, Sr., WR)

Wes Saxton (South Alabama, Jr., TE)

Bryce Giddens (Arkansas State, So., OL)

Andre Huval (Louisiana-Lafayette, Sr., OL)

Josh Allen (Louisiana-Monroe, Sr., OL)

Terrence Jones (Troy, Jr., OL)

Sean Conway (Western Kentucky, Sr., OL)

DEFENSE

Ryan Carrethers (Arkansas State, Sr., DL)

Christian Ringo (Louisiana-Lafayette, Jr., DL)

Kentarius Caldwell (Louisiana-Monroe, Sr., DL)

Alex Page (South Alabama, Sr., DL)

Qushaun Lee (Arkansas State, Jr., LB)

Justin Anderson (Louisiana-Lafayette, Sr., LB)

Andrew Jackson (Western Kentucky, Jr., LB)

Sterling Young (Arkansas State, Jr., DB)

Isaiah Newsome (Louisiana-Monroe, Sr., DB)

Tyrell Pearson (South Alabama, Sr., DB)

Jonathan Dowling (Western Kentucky, Sr., DB)

SPECIAL TEAMS

Brian Davis (Arkansas State, Sr., K)

Will Scott (Troy, Sr., P)

Antonio Andrews (Western Kentucky, Sr., RS)

PRESEASON OFFENSIVE PLAYER OF THE YEAR

Kolton Browning (Louisiana-Monroe, Sr., QB)

PRESEASON DEFENSIVE PLAYER OF THE YEAR

Andrew Jackson (Western Kentucky, Jr., LB)

2013 PRESEASON SUN BELT COACHES POLL

SCHOOL -- POINTS (1st place votes)

T1. Louisiana-Lafayette -- 57 (4)

T1. Louisiana-Monroe -- 57 (2)

3. Arkansas State -- 45 (2)

4. Western Kentucky -- 44 (1)

5. Troy -- 35

6. Texas State -- 23

7. South Alabama -- 19

8. Georgia State -- 8

THE PRINCIPALS: A-State will play its third consecutive non-conference game Saturday and will carry a 2-3 overall record into the contest after dropping its last two games on the road at Memphis and Missouri. The Red Wolves are 2-0 at home this season and have won their last five games at Liberty Bank Stadium. Idaho, looking for its first road win of the year, will bring a 1-5 record into the game after falling to No. 21/22 Fresno State last week at home. Idaho picked up a 26-24 win over Temple on Sept. 28 for its lone victory, but also played No. 23 Northern Illinois to within 10 points (45-35) on Sept. 14 at the Kibbie Dome.

HEAD COACH BRYAN HARSIN: Bryan Harsin was named the Red Wolves' 29th head football coach on Dec. 12, 2012. Harsin is a 13-year coaching veteran at the NCAA FBS level who has coached in 10 bowl games as either an assistant or offensive coordinator. Harsin, a finalist for the 2009 Broyles Award recognizing the top assistant coach in the country, has been associated with two nationally-prominent programs during his rise to A-State's head coach. Working closely with Chris Petersen at Boise State and Mack Brown at Texas, two of the most well-respected coaches in the country, Harsin spent the last seven seasons as an offensive coordinator with the Broncos and Longhorns.

HIGH MARKS: Arkansas State head football coach Bryan Harsin was ranked as the sixth best hire in the nation among 26 new coaches at the time, according to CBSSports.com. The article written by Dennis Dodd said the following when referring to A-State's 29th head coach: "We're talking a Sun Belt program that has changed its AD (once) and coaches (twice) over the last two years. Somehow the Red Wolves went from national championship game offensive coordinator (Malzahn) to Fiesta Bowl-winning offensive coordinator with a stop in Texas (Bryan Harsin). Not too shabby."

STARTING STRONG: With the Red Wolves victory over UAPB, Bryan Harsin became the Red Wolves first head coach to win his inaugural game at the school since Larry Lacewell in 1979. ASU's previous seven head coaches all suffered setbacks in their first game, including Al Kincaid, Ray Perkins, John Bobo, Joe Hollis, Steve Roberts, Hugh Freeze and Gus Malzahn.

YOUNGEST FBS HEAD COACHES: At 36 years of age, Arkansas State head coach Bryan Harsin is the fourth youngest head coach in the nation. Western Michigan's P.J. Fleck is the youngest at 32 years old with a Nov. 29, 1980 date of birth.

Coach	Age (DOB)
P.J. Fleck, Western Michigan	32 (11-29-80)
Matt Campbell, Toledo	33 (11-29-79)
Kliff Kingsbury, Texas Tech	34 (8-9-79)
Bryan Harsin, Arkansas State	36 (11-17-76)
Willie Taggart, USF	37 (8-27-76)
Justin Fuente, Memphis	37 (7-30-76)
Matt Rhule, Temple	38 (1-31-75)
Pat Fitzgerald, Northwestern	38 (12-2-74)
Garrick McGee, UAB	40 (4-6-73)
Matt Wells, Utah State	40 (8-10-73)

THE ARKANSAS STATE - IDAHO SERIES: Arkansas State holds an all-time 4-4 record against Idaho, including four meetings as Sun Belt Conference opponents (2001-04) and two as Big West Conference foes (1999-2000). The series dates back to 1975 when A-State claimed a 23-6 home victory on its way to an unblemished 11-0 record, but the two teams haven't played since Idaho's last season in the Sun Belt in 2004. The Vandals are set to rejoin the Sun Belt Conference next season. Idaho picked up a 45-31 home victory in the 2004 contest, but Arkansas State won the previous three contests. A-State holds a 3-2 home record

HEAD-to-HEAD



Arkansas State	Idaho
2-3	Record.....1-5
27.6	Points Avg.....15.2
464.6	Total Off. Avg.....360.5
213.2	Rushing Avg.136.0
251.4	Passing Avg.224.5
49%	3rd-Down Pct.33%
0%	4th-Down Pct. ►.....47%
29:28	TOP/Game ►.....33:34
31.0	Scoring Defense42.3
451.0	Total Defense.....536.8
198.2	Rush Defense224.3
252.8	Pass Defense312.5
10-75	Sacks by-Yards8-60
+3	Turnover Margin-3
21.4	Kick Return Avg. ►.....21.4
5.5	Punt Return Avg.3.4
42.3	Avg. Per Punt ►.....47.5
51.6	Penalty Yards Avg.....57.3

against the Vandals and a 1-2 road mark.

A-STATE vs. INDEPENDENTS: Since the formation of Division I-A (FBS), Arkansas State has played 12 opponents while they were an NCAA FBS Independent. A-State holds an all-time 11-35-3 record in those games played against Akron, UAB, Army, East Carolina, Louisiana-Lafayette, Louisiana-Monroe, Louisiana Tech, Memphis, Navy, Northern Illinois, Richmond and Southern Miss. The last time the Red Wolves played an Independent was 2010 when it suffered a 35-19 setback at Navy. A-State's last victory against an Independent came in 2006 when it defeated Army at home, 14-6.

99th SEASON UNDER WAY: Arkansas State kicked off its 99th season of football Aug. 31, 2013, vs. UAPB. A-State now holds a 428-460-37 record since its inaugural 1911 season and has played in nine bowl games. ASU did not field a football team from 1942-44 due to World War II. Arkansas State also didn't have a team in 1918 as World War I was ending.

AN A-STATE VICTORY WOULD . . . : Make the Red Wolves 3-3 through six games for the second consecutive year . . . Give the Red Wolves two non-conference victories for the third straight season . . . Give it six consecutive victories at Liberty Bank Stadium and secure at least a .500 home record . . . Make the Red Wolves 5-4 all-time versus Idaho . . . Extend its winning streak in the month of October to nine games . . . Give it three consecutive Homecoming victories and improve its record to 10-1 in such games over the last 11 seasons.

HOME SWEET HOME: With a 5-1 home mark last season, Arkansas State secured its eighth consecutive winning record at Liberty Bank Stadium dating back to 2005. ASU is now 38-8 at Liberty Bank Stadium since the 2005 season and has won 13 of its last 14 home games. The Red Wolves actual on-field record all-time at Liberty Bank Stadium is 130-71-1 since it opened in 1974. ASU's six home wins in 2011 were its most since 1985.

RED WOLVES OCTOBER: Arkansas State is undefeated in October over the last two seasons with a 7-0 record over that span and has won its last eight games in the

ARKANSAS STATE TEAM RECORD

Overall428-460-37
 Liberty Bank Stadium122-71-1
 Since Div. I-A (1992)87-151-1

Team Streaks

Wins0
 Liberty Bank Stadium Wins5
 Away Wins0
 Sun Belt Wins8
 Losses2
 Home Losses0
 Away Losses3
 Non-conference Losses3
 Wins When:
 allowing 10 points or less31
 allowing 17 points or less10
 scoring 20 points or more11
 scoring 30 points or more11
 rushing for 200+ yards8
 passing for 300+ yards0
 400+ yards of total offense0
 leading at the half9
 tied at the half1
 trailing at the half0
 scoring first0

2013 A-State Record When:

at home2-0
 on the road0-3
 leading at the half1-0
 tied at the half0-0
 trailing at the half1-3
 leading after 3 quarters2-0
 tied after 3 quarters0-0
 trailing after 3 quarters0-3
 overtime0-0
 Scores
 17+ points2-1
 the opponents scores
 17+ points1-3
 more offensive yards1-0
 fewer offensive yards1-3
 more penalty yards1-2
 same penalty yards0-0
 fewer penalty yards1-1
 gains 300+ offensive yards2-2
 allows 300+ offensive yards1-0
 rushes for 150+ yards2-1
 rushes for 200+ yards2-0
 passes for 200+ yards1-2
 Wins turnovers1-0
 Ties turnovers0-3
 Loses turnovers1-0
 More total yardage1-0
 Less total yardage1-3
 Wins time of possession0-2
 Ties time of possession0-0
 Loses time of possession2-1

month dating back to the 2010 season. A-State's first outing in October last year began a 7-game winning streak to close out its regular season. The Red Wolves' first game in October of 2011 was its second outing in a string of nine straight wins to end the regular season.

COMING OFF THE OPEN WEEK: Arkansas State is coming off the first of two open weeks this season, with the other being prior to the Oct. 22 game against Louisiana-Lafayette. Since joining the Sun Belt Conference in 2001, the Red Wolves hold a 9-6 record in games played after an open week. A-State has won eight of its last nine games played following an open week.

HOMECOMING HISTORY: Arkansas State is 57-27-1 all-time in Homecoming contests. The Red Wolves have won nine of their last 10 Homecoming games dating back to the 2003 season. A-State had a seven-game winning streak on its Homecoming snapped in 2010 with a 34-24 setback to Louisville, but knocked off North Texas 37-14 in 2011 and South Alabama 36-29 last year.

THIRD DOWN EFFICIENCY: Arkansas State has been one of the most successful teams in the nation this season converting third downs, ranking 25th in the

nation and first in the Sun Belt Conference with a .488 percentage. The Red Wolves have converted at least half their third down attempts in three games and over 44 percent in all but one, including 10-of-20 against Missouri last time out.

HITTING TWO-HUNDRED: Arkansas State has rushed for at least 200 yards in two games this season and in six of its last 10 regular-season games dating back to 2011. The Red Wolves have won eight consecutive games when rushing for 200 yards or more, a streak that also dates back to 2011.

300-PLUS: Dating back to the 2010 season, Arkansas State has posted at least 300 yards of total offense 39 of its last 43 games. The Red Wolves have posted at least 400 yards total offense in all but one game this season and is ranked 35th in the nation (464.6 ypg).

LIGHTING UP THE SCOREBOARD: Including a 62-point outburst in its season opener and 41 points scored against Troy, A-State has posted at least 30 points in 20 of its last 28 regular-season games dating back to the 2011 season. The Red Wolves' 10 games with at least 30 points last year were their most since 1951 when they hit the total 10 times as well.

Arkansas State vs University of Idaho (Nov 06, 2004 at Pullman, Wash.)

	ASU	UI
Score	31	45
FIRST DOWNS	26	22
RUSHES-YARDS (NET)	36-152	58-297
PASSING YDS (NET)	264	160
Passes Att-Comp-Int	43-19-4	21-16-0
TOTAL OFFENSE PLAYS-YARDS	79-416	79-457
Fumble Returns-Yards	1-55	0-0
Punt Returns-Yards	2-8	2-12
Kickoff Returns-Yards	8-165	5-108
Interception Returns-Yards	0-0	4-74
Punts (Number-Avg)	4-44.0	4-43.2
Fumbles-Lost	2-1	4-3
Penalties-Yards	5-33	8-64
Possession Time	27:23	32:37
Third-Down Conversions	6 of 14	5 of 12
Fourth-Down Conversions	0 of 3	0 of 0
Red-Zone Scores-Chances	3-4	5-6

Arkansas State

Rushing	No.	Gain	Loss	Net	TD	Lg	Avg
Warren, Antonio	19	101	5	96	0	23	5.1
Noce, Nick	11	56	6	50	1	14	4.5
Bracey, Sherman	4	15	0	15	0	9	3.8
Walker, Chuck	1	1	0	1	0	1	1.0

Passing	C-A-I	Yds	TD	Long	Sack
Noce, Nick	19-43-4	264	2	37	1

Receiving	No.	Yards	TD	Long
Wood, Jason	5	49	0	15
Walker, Chuck	4	66	1	29
Dejohnette, Lev	2	24	0	13
Higgins, Patric	1	37	0	37

Punting	No.	Yds	Avg	Long	In20	TB
Little, Jarod	4	176	44.0	48	1	0

Punt Returns	No.	Yards	TD	Long
Wood, Jason	2	8	0	10

Kick Returns	No.	Yards	TD	Long
Toney, Darren	6	107	0	25
Warren, Antonio	2	58	0	41

Tackles	UA-A	Total	Sacks	TFL
Williams, Josh	7-6	10.0	0.0	1.0
Peoples, Alex	7-3	8.5	0.0	0.0

University of Idaho

Rushing	No.	Gain	Loss	Net	TD	Lg	Avg
Bird, Jayson	25	173	2	171	2	51	6.8
Lumbala, Rolly	21	91	1	90	1	11	4.3
Sherman, A	5	43	0	43	1	18	8.6
Bernal-Wood, B	1	3	0	3	0	3	3.0

Passing	C-A-I	Yds	TD	Long	Sack
Harrington, M	16-21-0	160	1	44	0

Receiving	No.	Yards	TD	Long
Bernal-Wood, B	6	30	0	8
Bird, Jayson	3	13	0	12
Smith-Anderson	2	60	0	44
Belton, Desmond	2	19	0	11

Punting	No.	Yds	Avg	Long	In20	TB
Barrow, Mike	4	173	43.2	48	3	0

Punt Returns	No.	Yards	TD	Long
Dykes, Dan	2	12	0	12

Kick Returns	No.	Yards	TD	Long
Sherman, A	5	108	0	26

Tackles	UA-A	Total	Sacks	TFL
Snyder, Cole	5-9	9.5	0.0	2.0
Vobora, David	7-0	7.0	0.0	0.0

Qtr	Time	Scoring Play	V-H
1st	12:05	UI - Lumbala, Rolly 3 yd run (Barrow, Mike kick), 4-64 1:16	0 - 7
	09:02	UI - Sipoloa, Willie 4 yd pass from Harrington, M (Barrow, Mike kick), 2-5 0:43	0 - 14
	00:10	ASU - Johnson, Tyrell 55 yd fumble recovery (Neihouse, Eric kick)	7 - 14
2nd	08:27	UI - Bird, Jayson 2 yd run (Barrow, Mike kick failed), 14-78 6:37	7 - 20
	06:18	ASU - Walker, Chuck 29 yd pass from Noce, Nick (Neihouse, Eric kick), 7-85 2:02	14 - 20
	01:42	ASU - O'Neal, Oren 3 yd pass from Noce, Nick (Neihouse, Eric kick), 8-82 3:27	21 - 20
3rd	11:25	UI - Barrow, Mike 44 yd field goal, 9-42 3:29	21 - 23
	08:15	ASU - Neihouse, Eric 23 yd field goal, 11-74 3:03	24 - 23
	06:44	ASU - Noce, Nick 5 yd run (Neihouse, Eric kick), 3-11 1:22	31 - 23
	05:09	UI - Sherman, A 9 yd run (Bird, Jayson pass from Harrington, M), 5-76 1:27	31 - 31
	03:43	UI - Dykes, Dan 61 yd interception return (Barrow, Mike kick)	31 - 38
4th	14:50	UI - Bird, Jayson 2 yd run (Barrow, Mike kick), 8-34 3:32	31 - 45

2013 ARKANSAS STATE FOOTBALL NOTES: vs. Idaho

FUMBLE ENFORCERS: Arkansas State has forced at least one fumble in every game this season and ranks tied for 26th in the nation in fumble recoveries with five. The Red Wolves have posted at least one fumble recovery in the last four games.

NFF RECOGNIZES DAVIS: Senior kicker Brian Davis has been announced as a National Football Foundation (NFF) Scholar-Athlete Awards candidate and a semifinalist for the William V. Campbell Trophy, which recognizes the top scholar-athlete in the nation. Davis is among 170 national candidates, including 54 from the

Football Bowl Subdivision (FBS), for the NFF's Scholar-Athlete Awards. Candidates for the awards must be a senior or graduate student in their final year of eligibility, have a GPA of at least a 3.2, possess outstanding football ability as a first-team player or significant contributor, and have demonstrated strong leadership and citizenship.

CFPA HONORS DAVIS: Senior kicker **Brian Davis** was named the College Football Performance Awards (CFPA) National Specialist of the Week following the Missouri game. He was responsible for 13 of Arkansas State's 19 points against the Tigers, making all four of his field goal attempts and an extra point to lead the Red Wolves in scoring. Davis has now made multiple field goals in a game 13 times during his career. Dating back to last season, Davis has now made his last 10 field goals in a row to tie the second longest streak in Arkansas State history.

ON THE RISE: Senior WR **Julian Jones** has recorded at least six receptions in four straight games, including a career-high 10 versus Missouri, and now has 31 total catches over that same span (7.8 per game). Jones has either led or tied for the team high in receptions in all but one game this season and is ranked 28th in the nation in receptions per game (6.6). Jones' 31 receptions are 14 more than he had for his entire career entering the 2013 season.

MORE ON JONES: Senior WR **Julian Jones** not only recorded a career-high 10 receptions against Missouri, he also finished the game with a career-best 136 receiving yards. He caught his second touchdown pass of the season and has been on the receiving end of a score in seven of the last 11 games dating back to last year.

LEADING THE LEAGUE: Senior quarterback **Adam Kennedy** currently leads the Sun Belt Conference in total offense with 268.0 yards per game, which also ranks 39th in the nation. Kennedy recorded a season-high 358 yards of total offense against Auburn, 334 last

week versus Missouri and just missed going over 300 against Troy with 299 to his credit.

MAKING A CONNECTION: Senior QB **Adam Kennedy** tied the school record for completions in a game with 37 against Missouri (tied Ryan Aplin, 2011 vs. Western Kentucky). Kennedy has already completed 116 passes, leaving him just 40 shy of the 10th most in school history for a single season. He is ranked 14th in the nation in completions (23.2 pg) and 20th in completion percentage (.678). His current completion percentage currently stands as the second highest in school history behind only Aplin's .680 set in 2012.

INSIDE FORCE: A member of the Bednarik Award and Outland Trophy Watch Lists, senior defensive lineman **Ryan Carrethers** is ranked second on the team and 13th in the Sun Belt in tackles with 31 through five games. He is averaging 6.2 tackles per game, one more than he averaged last season when he finished with 68 total for the most by an A-State interior defensive lineman since former NFL standout Jon Brady in 2002. His 31 tackles this season are the most in the Sun Belt Conference by a defensive lineman.

McKISSIC MAKES HISTORY: A Freshman All-America selection last season, sophomore WR **J.D. McKissic** recorded the most receptions in school history with 15 against Missouri. McKissic's previous high this season was five, but he posted a double-figure receptions total for the fifth time of his career. He has now caught at least one pass in all 18 games of his career at A-State. He also finished with a season-high 117 receiving yards, marking the fifth time he has posted at least 100 yards in a game.

POWER PUNT: While Arkansas State didn't have a punt cover more than 58 yards all of last season, sophomore **Luke Ferguson** has already had three travel 58 yards or more over his first 12 attempts of the season. He had a 60-yard punt versus Auburn, a career-best 63 yarder against Troy and a 58-yard punt last game. Ferguson is ranked first in the Sun Belt Conference with a 46.2 average per attempt.

A FLARE FOR THE DRAMATIC: Sophomore RB **Michael Gordon** is responsible for two of the three longest runs by A-State this year, including a 92-yard outburst against UAPB that was the second longest in school history. Gordon posted a 64-yard touchdown run against Troy as well, and he is averaging 12.2 yards per attempt (18). Gordon has two 100-yard rushing games, including a 102-yard showing against UAPB and a 115-yard effort versus Troy.

WELL ROUNDED: Senior RB **David Oku** has gone over 100 yards combined rushing and receiving in a game twice this season and nine times during his two-year career at A-State.

FINDING THE END ZONE: Senior running back **David Oku**, who posted 16 rushing touchdowns last season to tie the third most in school history, recorded two rushing touchdowns against both UAPB and Troy this season. Oku has now recorded at least one rushing touchdown in 12 of his 18 games played at Arkansas State.

UNBUCKLE THE BELT: The Red Wolves opened Sun Belt Conference play in their third game of the season, the earliest since 2010 when they played their second game against a league opponent. A-State improved to 8-5 all-time in Sun Belt Conference openers with its 41-34 victory over Troy. The Red Wolves' victory was their first in an SBC opener since 2011.

WEEKLY HONORS: Arkansas State had four players

ASU IN 2013 SUN BELT RANKINGS

Stat	ASU	Rank	Leader
3rd Down Conv.	48.8 pct.	1	ASU
Field Goals	1.000 pct.	1	ASU
Total Offense	462.6 ypg	2	WKU (473.7)
Rushing Offense	215.6 ypg	2	ULL (217.2)
Red Zone Off.	85.0 pct.	2	ULL (88.0)
Red Zone Def.	76.0 pct.	2	TSU (73.9)
Opp. 3rd Down	38.9 pct.	T2	WKU (38.2)
Turnover Margin	+3.0	3	ULL (+6)
Pass Efficiency	132.5	3	Troy (159.0)
First Downs	23.4 pg	4	WKU (24.5)
Opp. Penalties	46.0 ypg	4	ULM (75.5)
Kickoff Returns	21.4 ypr	4	TSU (27.9)
Kickoff Coverage	39.3 net/avg.	4	WKU (41.0)
Pass Defense	252.8 ypg	4	WKU (183.5)
Pass Offense	247.0 ypg	4	Troy (318.2)
Opp. First Downs	21.4 pg	4	WKU (16.2)
Opp. 4th Down	37.5 pct.	T4	2 tied (0.0)
Sacks by	2.0 spg	T4	USA (2.4)
Scoring Defense	31.0 ppg	5	WKU (23.8)
Scoring Offense	27.6 ppg	5	ULL (38.8)
Penalties	51.6 ypg	5	ULM (41.8)
Time of Poss.	29:28	5	TSU (33:50)
Punt Return Avg.	5.5 ypr	6	TSU (13.9)
Interceptions	3 total	6	USA (7)
Pass Def. Effic.	142.4	6	WKU (116.5)
Punting	34.7 net/p	6	Troy (40.3)
Total Defense	451.0 ypg	6	WKU (351.0)
PAT Kicking	.938 pct.	6	4 tied (1.000)
Rushing Defense	198.2 ypg	7	TSU (92.4)
4th Down Conv.	0.0 pct.	8	Troy (77.8)
Sacks Against	3.2 pg	8	WKU (1.3)

ASU'S 2013 INDIVIDUAL SBC RANKINGS

Stat	ASU Player	Avg.	Rank
Punting	Luke Ferguson	46.2 avg.	1
Total Offense	Adam Kennedy	263.6 ypg	1
Receptions	Julian Jones	6.6 rpg	1
Field Goals	Brian Davis	1.4 pg	1
Passing Avg.	Adam Kennedy	235.4 ypg	2
Scoring (kick)	Brian Davis	7.2 ppg	2
Rushing Avg.	David Oku	65.4 ypg	3
All-purpose	J.D. McKissic	99.6 ypg	3
Fumbles Forced	Qushaun Lee	2 total	T3
Sacks	Ryan Carrethers	2.5 total	4
Tackles	Qushaun Lee	7.8 tpg	4
KO Return Avg.	J.D. McKissic	23.1 ypr	5
Receptions	J.D. McKissic	5.0 rpg	5
Scoring	Brian Davis	7.2 ppg	T5
Passes Def.	Rocky Hayes	1.0 pg	T5
Rushing Avg.	Michael Gordon	54.8 ypg	6
Receiving Yards	Julian Jones	66.8 ypg	6
PAT Kicking	Brian Davis	.938	6
Tackles for Loss	Chris Stone	5.0 total	T6
Pass Efficiency	Adam Kennedy	129.3	7
Scoring (TD)	David Oku	4.8 ppg	T7
All Purpose	Michael Gordon	80.2 ypg	8
All Purpose	David Oku	80.0 ypg	10
Tackles for Loss	Ryan Carrethers	4.0 total	T10
Tackles	Ryan Carrethers	6.2 tpg	T13
Sacks	Darius Dunaway	1.5 total	14
Tackles for Loss	Amos Draper	3.0 pg	T16
Tackles	Chris Humes	6.0 tpg	T17
Tackles	Sterling Young	5.6 tpg	T19
Tackles	Kyle Coleman	4.0 tpg	T40

ASU IN 2013 NCAA RANKINGS

Stat	ASU	Rank	Leader
Passes had Int.	2 total	6	New Mexico
Turnovers Lost	5 total	13	Louisville
Kickoff Coverage	17.7 ypr	14	ULM
Completion Pct.	.682	16	Boise State
3rd Down Conv.	.488 pct.	25	UCLA
Fumbles Rec.	5 total	26	Ball State
Rush Offense	213.2 ypg	30	New Mexico
4th Down Defense	.375 pct.	31	5 tied
Total Offense	464.6 ypg	35	Baylor
Red Zone Defense	.760	35	Baylor
Tackles for Loss	6.6 pg	40	Baylor
Turnover Margin	+3.0	41	Houston
Fumbles Lost	3 total	42	16 tied
First Downs	117 total	46	Fresno State
Sacks by	2.0 pg	54	2 tied
Pass Offense	251.4 ypg	55	Baylor
Red Zone Offense	.850	55	4 tied

ASU'S 2013 INDIVIDUAL NCAA RANKINGS

Stat	ASU Player	Avg./Total	Rank
Field Goal Pct.	Brian Davis	1.000	T1
Completions p/g	Adam Kennedy	23.2	14
Forced Fumbles	Qushaun Lee	0.40 pg	19
Completion Pct.	Adam Kennedy	0.678	20
Field Goals	Brian Davis	1.4 pg	27
Receptions p/g	Julian Jones	6.6 pg	28
Total Offense	Adam Kennedy	268.0 ypg	39
Passing Yards	Adam Kennedy	1,199 total	41
Pass Yds Avg.	Adam Kennedy	239.8 ypg	41
Kickoff Returns	J.D. McKissic	23.1 ypr	51

named a national Honorable Mention Player of the Week at their respective positions by the College Football Performance Awards after the Troy game. Those players included sr. DL **Amos Draper**, soph. RB **Michael Gordon**, soph. TE **Darion Griswold** and sr. WR **Allen Muse**. Gordon was also recognized by College Sports Madness as its Sun Belt Conference Player of the Week.

DAVIS HONORED: Senior kicker **Brian Davis** was named a national honorable mention College Football Performance Awards Placekicker of the Week following the Auburn game. Davis posted a season-high three field goals, giving him 44 for his career that leaves him one shy of tying the fifth most in Sun Belt Conference history. Davis was a perfect 3-of-3 on his attempts that covered 34, 21 and 42 yards. Dating back to last season, Davis has now made his last six consecutive field goals to leave him only one short of tying the sixth longest streak in school history. Including Auburn, Davis now has 12 career games with multiple field goals made.

FOUNTAIN OF YOUTH: Arkansas State has 25 underclassmen (sophomores or freshmen) listed on its 2-deep. The list includes 13 sophomores, six redshirt freshmen and six true freshmen. Among the underclassmen, six are listed as starters on the offensive or defensive side of the ball. A-State's 25 underclassmen on its two-deep was tied for the 14th most in the nation with Colorado and Illinois according to the 2013 initial depth charts. Virginia listed 34 players on its opening-day two-deep for the most among all teams.

IN THE POLLS: Arkansas State ended the 2012 season receiving votes in the final major polls, including 28 in the Associated Press Top 25 Poll and 13 in the USA Today Coaches Top 25 Poll. Both totals placed the Red Wolves 32nd in the nation. The Red Wolves were also among "others receiving votes" in the 2013 preseason and week two USA Today Coaches Top 25 Poll.

NCAA RECORD: A-State became the seventh FBS team in NCAA history to have four players (**David Oku**, **Fredi Knighten**, **Michael Gordon**, **Sirgregory Thornton** vs. UAPB) rush for over 100 yards in the same game. The other teams include Arizona (1951), Texas (1969), Alabama (1973), Army (1984), Nebraska (2001) and Nevada (2009).

FOR STARTERS: A-State improved to 45-47-6 all-time in season openers with its victory over UAPB on Aug. 31. The Red Wolves claimed a win in their season-opening game for the first time since 2009.

RUSHING RED WOLVES: The Red Wolves piled up 509 rushing yards versus UAPB, which were the most in the nation during the season's first week and still stand as the second most behind BYU's 550 against Texas. A-State's total was also the fifth most in school history and the second most in Sun Belt history.

HOME OPENERS: With its victory over UAPB on Aug. 31, Arkansas State won its ninth consecutive home opener dating back to the 2005 campaign. The Red Wolves now stand 29-11 all-time in home openers at Liberty Bank Stadium and are also 15-6 in such games since moving to the FBS in 1992.

RETURNING ALL-SUN BELT PERFORMERS: Arkansas State returns five All-Sun Belt Conference players from the 2012 season, including first team selections **David Oku** (Sr., RB) and **Ryan Carrethers** (Sr., DL). **J.D. McKissic** (So., WR) and **Brian Davis** (Sr., K) were both second-team choices, while **Qushaun Lee** (Jr., LB) was named honorable mention.

PRESEASON ALL-SUN BELT CONFERENCE: Arkansas State placed a league-high seven players on the 2013 Preseason All-Sun Belt Conference Team. Senior running back **David Oku**, sophomore wide receiver **J.D. McKissic** and sophomore center **Bryce Giddens** all represented the A-State offense on the preseason squad. ASU's defensive players earning a spot on the team were senior defensive lineman **Ryan Carrethers**, junior linebacker **Qushaun Lee** and junior safety **Sterling Young**. Senior kicker **Brian Davis**, also made the list.

RED WOLVES TABBED THIRD IN PRESEASON SBC POLL: The Red Wolves were picked third in the preseason coaches poll announced as part of the league's annual Media Day. A-State received 45 points and two first-place votes behind UL Lafayette and UL Monroe, which both received 57 points.

ASU ANNOUNCES FOOTBALL FACILITY PROJECT: Arkansas State University has announced a \$26.7 million football facility project, including a two-level football operations building and 76,000 square-foot indoor practice facility in ASU Stadium's north end zone.

SUN BELT CHAMPIONS: Arkansas State claimed its second consecutive outright Sun Belt Conference championship in 2012. ASU has won nine conference championships all-time. ASU won the Southland Conference seven times (1986, 1985, 1978, 1975, 1970, 1969, 1968). ASU also won the 2005 Sun Belt Conference title, but it was later vacated due to NCAA

sanctions. Prior to the 2011 and 2012 seasons, the last time ASU won back-to-back conference championships was 1986 and 1985 when it was a member of the Southland Conference.

BACK-TO-BACK WINNING SEASONS: Arkansas State secured back-to-back winning seasons in 2011 and 2012 for the first time since 1986-87. ASU won 10 games in both 2011 and 2012, and its 19 combined regular-season victories were its most ever over a two-year span -- topping its 18 in 1974 and 1975.

BOWL ELIGIBLE: Arkansas State has been bowl eligible five times over the last eight seasons, including the last two in a row.

ATTENDANCE FIGURES: Arkansas State's average home attendance last season was a school record 26,398, topping its previous best of 21,256 in 2011. The 31,243 in attendance for A-State's 2012 regular-season finale against Middle Tennessee was the largest in Liberty Bank Stadium history, and ASU had two home crowds over 30,000 in the same season for the first time ever.

A-STATE INDIVIDUAL CAREER RECORDS

RUSHING TOUCHDOWNS

	No.	Years
1. Richie Woit	57	1950-53
5. Calvin Harrell	26	1968-71
6. Lamont Zachery	24	1996-99
7. Roy Johnson	22	1988-91
T8. David Oku	20	2012-cur.
Corey Walker	20	1993-96

TOUCHDOWN RECEPTIONS

	No.	Years
1. Taylor Stockemer	16	2009-cur.
T6. Robert Kilow	10	1998-2000
Kendrick Bullard	10	1990-92
T8. Julian Jones	9	2010-cur.
David Johnson	9	2005-08
James Hickenbotham	9	1999-2002
T10. Allen Muse	8	2009-11, cur.
J.J. Washington	8	1995-99
Ron Teat	8	1996-98
Fred Barnett	8	1986-89
Cazzy Francis	8	1985-86
NR J.D. McKissic	6	2012-cur.

RECEPTIONS

	No.	Years
1. Dwayne Frampton	163	2010-11
5. Taylor Stockemer	129	2009-12
T6. J.D. McKissic	128	2012-cur.
Brandon Thompkins	128	2006-09

RECEIVING YARDS

	Yds.	Years
1. Lennie Johnson	2,730	1995-98
10. Reginald Murphy	1,331	1993-96
NR J.D. McKissic	1,238	2012-cur.
NR Allen Muse	1,065	2009-11, cur.

MOST TOUCHDOWNS SCORED

	No.	Years
1. Richie Woit	57	1950-53
T8. 3 tied	26	
NR David Oku	21	2012-cur.

MOST POINTS BY KICKING

	Points	Years
1. Josh Arauco	288	2006-09
2. Brian Davis	271	2010-cur.

MOST EXTRA POINTS MADE

	No.	Years
1. Brian Davis	127	2010-cur.
2. Eric Neihouse	123	2002-05

MOST FIELD GOALS MADE

	No.	Years
1. Josh Arauco	58	2006-09
2. Brian Davis	48	2010-cur.

SUN BELT CAREER RECORDS

MOST POINTS BY KICKING

	Pts.	Years
1. Alan Gendreau (MT)	295	2008-11
2. Josh Arauco (ASU)	288	2006-09
3. Greg Whibbs (Troy)	284	2004-07
4. Brian Davis (ASU)	271	2010-cur.

MOST EXTRA POINTS MADE

	No.	Years
1. Alan Gendreau (MT)	157	2008-11
2. Greg Whibbs (Troy)	134	2004-07
3. Brian Davis (ASU)	127	2010-cur.

FIELD GOAL PERCENTAGE

	Pct.	Years
1. Brett Baer (ULL)	.900	2009-12
2. Brian Davis (ASU)	.827 (48-58)	2009-cur.
3. Michael Taylor (Troy)	.777	2008-11

MOST FIELD GOALS MADE

	No.	Years
1. Josh Arauco (ASU)	58	2006-09
2. Greg Whibbs (Troy)	50	2006-07
T3. Brian Davis (ASU)	48	2010-cur.
Jack Griffin (FIU)	48	2009-12

2013 HONORS & AWARDS



▲ **Dexter Blackmon | Sr. | DL**
Phil Steele's 3rd Team All-Sun Belt

Travis Bodenstein | So. | OL
College Sports Madness 2nd Team All-Sun Belt
Phil Steele's 2nd Team All-Sun Belt



▲ **Ryan Carrethers | Sr. | DL**
Bednarik Award Watch List
Outland Trophy Watch List
CBSSports.com's Freaks List
1st Team All-Sun Belt Conference
Athlon Sports 1st Team All-Sun Belt
CBSSports.com 1st Team All-Sun Belt
College Sports Madness 1st Team All-Sun Belt
Lindy's 1st Team All-Sun Belt
Phil Steele's 1st Team All-Sun Belt
Sporting News 1st Team All-Sun Belt
Lindy's No. 2 "Top NFL Talent" in the Sun Belt



▲ **Brian Davis | Sr. | K**
9-30-13: CFPA National Specialist of the Week
NFF Scholar-Athlete Awards Candidate
9-7-13: CFPA Hon. Mention PK of the Week
Lou Groza Award Watch List
CFPA national Placekicker Trophy Watch List
1st Team All-Sun Belt Conference
Athlon Sports 1st Team All-Sun Belt
Lindy's 1st Team All-Sun Belt
Sporting News 1st Team All-Sun Belt
College Sports Madness 2nd Team All-Sun Belt
Phil Steele's 3rd Team All-Sun Belt



▲ **Amos Draper | Sr. | DL**
9-12-13: CFPA Hon. Mention DL of the Week
Lindy's 2nd Team All-Sun Belt
College Sports Madness 2nd Team All-Sun Belt



▲ **Bryce Giddens | So. | OL**
Rimington Trophy Watch List
1st Team All-Sun Belt Conference




▲ **Michael Gordon | So. | RB**
9-12-13: College Sports Madness Sun Belt
Conference Offensive Player of the Week
9-12-13: CFPA Hon. Mention RB of the Week



▲ **Darion Griswold | So. | TE**
9-12-13: CFPA Hon. Mention PK of the Week
College Sports Madness 2nd Team All-Sun Belt
Phil Steele's 3rd Team All-Sun Belt



▲ **Steven Haunga | Sr. | OL**
Athlon Sports 1st Team All-Sun Belt
CBSSports.com 1st Team All-Sun Belt
Phil Steele's 2nd Team All-Sun Belt



▲ **Rocky Hayes | So. | DB**
Lindy's 1st Team All-Sun Belt
College Sports Madness 2nd Team All-Sun Belt
Lindy's "Best Athlete in the Sun Belt"



▲ **Julian Jones | Sr. | WR**
Phil Steele's 3rd Team All-Sun Belt



▲ **Qushaun Lee | Jr. | LB**
1st Team All-Sun Belt Conference
Athlon Sports 1st Team All-Sun Belt
CBSSports.com 1st Team All-Sun Belt
College Sports Madness 1st Team All-Sun Belt
Lindy's 1st Team All-Sun Belt
Phil Steele's 1st Team All-Sun Belt
Sporting News 1st Team All-Sun Belt



▲ J.D. McKissic | So. | WR

Biletnikoff Award Watch List
1st Team All-Sun Belt Conference
Athlon Sports 1st Team All-Sun Belt
CBSSports.com 1st Team All-Sun Belt
College Sports Madness 1st Team All-Sun Belt
Lindy's First Team All-Sun Belt
Phil Steele's 1st Team All-Sun Belt
Sporting News 1st Team All-Sun Belt



▲ David Oku | Sr. | RB

Doak Walker Award Watch List
1st Team All-Sun Belt Conference
Athlon Sports 1st Team All-Sun Belt
CBSSports.com 1st Team All-Sun Belt
College Sports Madness 1st Team All-Sun Belt
Lindy's 1st Team All-Sun Belt
Phil Steele's 1st Team All-Sun Belt
Sporting News 1st Team All-Sun Belt
Lindy's "Best Interview" in the Sun Belt
Lindy's No. 7 "Top NFL Talent" in the Sun Belt



▲ Aaron Williams | Sr. | OL

College Sports Madness 1st Team All-Sun Belt
Lindy's 1st Team All-Sun Belt
Phil Steele's 1st Team All-Sun Belt



▲ Cliff Mitchell | Sr. | OL

Athlon Sports 2nd Team All-Sun Belt



▲ Eddie Porter | Sr. | DE

Athlon Sports 2nd Team All-Sun Belt
College Sports Madness 2nd Team All-Sun Belt
Phil Steele's 2nd Team Preseason All-Sun Belt



▲ Allen Muse | Sr. | WR

9-12-13: CFPA Hon. Mention RB of the Week



▲ Chris Stone | So. | DE

Athlon Sports 2nd Team All-Sun Belt



▲ Sterling Young | Jr. | S

1st Team All-Sun Belt Conference
Sporting News 1st Team All-Sun Belt
Athlon Sports 2nd Team All-Sun Belt
Phil Steele's 2nd Team All-Sun Belt



Bryan Harsin, a 13-year coaching veteran at the NCAA FBS level who has coached in 10 bowl games as either an assistant or offensive coordinator, was named the Red Wolves' 29th all-time head football coach on Dec. 12, 2012.

Harsin, a finalist for the 2009 Broyles Award recognizing the top assistant coach in the country, has been associated with two nationally-prominent programs during his rise to A-State's head coach. Working closely with Chris Petersen at Boise State and Mack Brown at Texas, two of the most well-respected coaches in the country, Harsin spent the last seven seasons as an offensive coordinator with the Broncos and Longhorns.

Harsin served the last two seasons as Texas' co-offensive coordinator and quarterbacks coach after spending the previous 10 on the Boise State staff, including the last five as offensive coordinator and quarterbacks coach as well. During his tenure at both schools, he guided offenses that consistently ranked among the nation's best in almost every statistical category.

In his first season at Texas, he had the task of putting a new offense in place with a young group that featured 10 different freshmen and sophomores starting for the Longhorns. Despite its youth, the offense was able to put up over 500 yards of total offense four times and rank 21st nationally in rushing offense with 202.6 yards per game. Harsin helped guide three different starting quarterbacks to 2,360 yards and 12 touchdowns in addition to the offense creating four other passing touchdowns.

His influence on the offense continued to pay dividends for nationally-ranked Texas last season as the Longhorns climbed 31 places to No. 24 in the nation in scoring with 36.1 points per game. Under Harsin's direction, Texas also generated 441 yards total offense per game last year and ranked ninth in the nation in passing efficiency. The Longhorns posted over 400 yards total offense in nine games and scored at least 30 in eight, including a season-high 66 against Ole Miss. Texas' Harsin-coached quarterbacks last season have combined to throw 23 touchdowns and both held a pass efficiency rating that ranked among the top 20 players in the nation.

He was at the helm of the Boise State offense during a five-year period where the Broncos posted a 61-5 record that included two undefeated seasons, which were capped by Fiesta Bowl wins over TCU in 2009 (14-0) and Oklahoma in 2006 (13-0). They reached at least 12 wins in four of his five seasons as coordinator and had three Top 10 finishes, including ranking No. 5/6 in 2006, No. 4/4 in 2009, and No. 10/10 entering the 2010 bowl season. In 2008, they finished just outside the Top 10 at No. 11/13.

In his five seasons as offensive coordinator at Boise State, Harsin's offenses were in the top five nationally in scoring four times, capped by ranking first in 2009 (42.2 ppg) and second in 2010 (45.1 ppg). They also ranked second in 2006 (39.7 ppg), fourth in 2007 (42.4 ppg) and 12th in 2008 (37.6 ppg). In all, Boise State averaged 41.4 ppg during his time as coordinator.

The Broncos ranked in the Top 10 in total offense in three of Harsin's seasons as coordinator and were no lower than 18th in all five of his years, culmi-

nating in 2010 with an average of 521.3 ypg, which set the BSU school record and ranked second nationally. In those five seasons, the Broncos offense averaged 459.9 ypg.

As quarterbacks coach, Harsin guided Kellen Moore into becoming one of the nation's most productive quarterbacks. In 2010, Moore was named first-team All-America by the Football Writers Association of America and became Boise State's first Heisman Trophy finalist. He was also a finalist for the Maxwell Award, Davey O'Brien Award and Manning Award and was named the nation's top quarterback by The Touchdown Club of Columbus.

ESPN.com, SI.com and CBSSports.com named Moore first-team All-America, the Associated Press named him third-team All-America, while he also finished seventh in the 2009 Heisman voting and earned Western Athletic Conference Offensive Player of the Year honors.

In his third season as offensive coordinator, Harsin's 2008 unit was taken over by Moore, who was a redshirt freshman. Moore would compile one of the most outstanding seasons by any Broncos quarterback, finishing the year with a NCAA freshman record 69.4 completion percentage (281-of-405), 25 touchdown passes and just 10 interceptions. He was also named WAC Freshman of the Year.

In Harsin's first season as offensive coordinator, the 2006 Broncos went undefeated and running back Ian Johnson led the country in rushing touchdowns and scoring. He also set a school single-season record with 1,713 yards. He was named to four separate All-America teams and finished eighth in the Heisman Trophy voting.

From 2002-05 Harsin served as tight ends coach at BSU. That unit played a vital role in a Broncos offense that led the nation in scoring twice and finished in the top 10 in scoring in each of those four years. In 2005, four Broncos tight ends combined to catch 27 passes for 298 yards and three touchdowns. In 2004, Harsin helped the tight ends contribute to the top-scoring offense in school history (48.9 ppg).

In his four seasons as tight ends coach and one as a graduate assistant, Boise State had a record of 53-11, making the Broncos record in his 10 seasons there 114-16.

Prior to coaching the tight ends, Harsin was a graduate assistant with the Broncos in 2001. He was a member of the Bronco football team from 1995-1999, earning three varsity letters. He served as Boise State's backup quarterback in 1999 when the team went 10-3 and won the Crucial.com Humanitarian Bowl.

After graduating from Boise State in 2000 with a degree in business management, Harsin entered the coaching profession at Eastern Oregon, coaching running backs and receivers during the 2000 season.

Harsin and his wife, Kes, have two daughters, Devyn Lynn and Dayn Mykena, and a son, Davis. Harsin is a graduate of Capital High School in Boise.

THE HARSIN FILE

Born: November 1, 1976
Wife: Kes
Home Town: Boise, Idaho
Daughters: Devyn Lynn (13), Dayn Mykena (11)
Son: Davis (7)
Alma Mater: Boise State '99

Previous Coaching Experience:

2011-12 Texas (Co-Offensive Coordinator/Quarterbacks coach)
 2006-10 Boise State (Offensive Coordinator/Quarterbacks coach)
 2002-05 Boise State (Tight ends coach)
 2001 Boise State (Graduate Assistant Coach)
 2000 Eastern Oregon (Running backs/Wide receivers coach)

Playing Experience:

Boise State (1995-99)

Bowl Experience:

2011 Holiday Bowl, Texas (coach)
 2010 Las Vegas Bowl, Boise State (coach)
 2009 Fiesta Bowl, Boise State (coach)
 2008 Poinsetta Bowl, Boise State (coach)
 2007 Hawai'i Bowl, Boise State (coach)
 2006 Fiesta Bowl, Boise State (coach)
 2005 MPC Computers Bowl, Boise State (coach)
 2004 Liberty Bowl, Boise State (coach)
 2003 Fort Worth Bowl, Boise State (coach)
 2002 Humanitarian, Boise State (coach)
 1999 Humanitarian, Boise State (player)

2013 ARKANSAS STATE FOOTBALL NOTES: **Alphabetical Roster**

No.	Name	Pos.	Ht.	Wt.	Cl.	Exp	Hometown (previous school)
25	Irving Adams	DB	5-10	189	Fr.	HS	Florence, Ala. (Florence)
41	LaAngelo Albright	LB	5-11	218	Sr.-R	3L	Prattville, Ala. (Prattville)
12	Geoffrey Anderson	DB	5-7	186	Fr.-R	RS	Heber Springs, Ark. (Heber Springs)
22	Brock Barnhill	DB	6-0	201	Jr.-R	1L	Mountain Home, Ark. (Mountain Home)
10	Cameron Birse	QB	6-2	213	Fr.	HS	Danville, Calif. (San Ramon Valley)
77	Dexter Blackmon	DL	6-4	268	Sr.	1L	Selma, Ala. (Coffeyville (Kan.) CC)
73	Travis Bodenstein	OL	6-4	308	So.-R	RS	Springdale, Ark. (Kansas)
80	William Boyd	WR	6-1	202	Jr.-R	1L	Cave City, Ark. (Cave City)
	Brandon Brockman						
10	Artez Brown	DB	6-0	180	Jr.	2L	Newport, Ark. (Newport)
33	Darius Buckley	LB	5-10	224	Jr.-R	1L	Memphis, Tenn. (Lambuth)
11	Phillip Butterfield	QB	6-2	216	Sr.-R	3L	Lake Hamilton, Ark. (Lake Hamilton)
59	Jake Campbell	OL	6-6	331	Sr.-R	3L	Belleville, Ill. (Belleville East)
47	Jason Card	LB	6-0	223	Jr.	1L	Memphis, Tenn. (Ridgeway)
98	Ryan Carrethers	DL	6-2	330	Sr.-R	3L	Nashville, Tenn. (Brentwood Academy)
79	Jemar Clark	OL	6-6	304	Fr.-R	RS	McCrary, Ark. (McCrary)
31	Chris Clinard	DB	6-0	206	Jr.	SQ	Springdale, Ark. (Evangel)
95	Lamarcus Cole	DL	6-2	230	Fr.-R	RS	Little Rock, Ark. (Hall)
5	Kyle Coleman	DB	6-1	228	Jr.	2L	Pine Bluff, Ark. (Watson Chapel)
	Zach Chrisler	DB	5-11	180	Fr.	HS	Walnut Ridge, Ark. (Walnut Ridge)
30	Kelsey Collins	DB	5-7	163	Jr.-R	2L	Pine Bluff, Ark. (Pine Bluff)
20	Brandon Cox	WR	5-8	167	Fr.	HS	Conway, Ark. (Conway)
28	Kendrick Daniels	RB	5-7	158	Fr.-R	RS	Sulphur Springs, Texas (Sulphur Springs)
2	Brian Davis	K	5-11	186	Sr.	3L	Brentwood, Tenn. (Brentwood)
97	Amos Draper	DL	6-3	266	Sr.-R	3L	Tanner, Ala. (Tanner)
93	Darius Dunaway	DL	6-5	259	Sr.-R	3L	Monroe, La. (Carroll)
45	Ryan Eustace	DS	5-11	190	Fr.-R	RS	Powder Springs, Ga. (Harrison)
15	Luke Ferguson	P/K	6-0	210	So.	1L	Jonesboro, Ark. (Jonesboro)
	J.T. Finley	DS	5-10	232	Fr.-R	RS	Fayetteville, Ark. (Fayetteville)
4	R.J. Fleming	WR	5-9	180	Sr.	3L	Natchez, Miss. (Trinity Episcopal Day School)
46	Christian Flewellen	TE	5-11	230	Fr.-R	RS	Duncanville, Texas (Duncanville)
38	Jeremy Fulcher	DB	6-0	178	Fr.	HS	Dallas, Texas (Woodrow Wilson)
53	Ben Gallagher	LB	6-0	200	Fr.	HS	Kansas City, Mo. (Pembroke)
96	John Gandy	DL	6-0	260	Sr.	1L	Houston, Texas (Blinn (Texas) College)
68	Bryce Giddens	OL	5-11	300	So.	1L	Moultrie, Ga. (Colquitt County)
8	Charleston Girley	DB	6-0	196	So.-R	1L	Pine Bluff, Ark. (Dollarway)
34	Michael Gordon	RB	5-9	187	So.	1L	Camden, Miss. (Velma Jackson)
58	Tyler Greve	OL	6-4	301	Jr.-R	2L	Jonesboro, Ark. (Jonesboro)
19	Darion Griswold	TE	6-5	264	So.-R	1L	Dumas, Ark. (Dumas)
17	Jamaris Hart	DB	5-9	163	Fr.	HS	Florence, Ala. (Florence)
60	Steven Haunga	OL	6-2	317	Sr.-R	1L	Richmond, Calif. (College of the Canyons (CA))
3	Rocky Hayes	DB	5-11	177	So.	1L	Heflin, Ala. (Cleburne County)
52	Quanterio Heath	LB	6-2	210	Fr.-R	RS	Rison, Ark. (Rison)
	Tyler Hestand	OL	6-4	310	Fr.	HS	Paragould, Ark. (Paragould)
88	Jonah Hill	TE	6-3	241	Fr.	HS	Springfield, Mo. (Hillcrest)
8	Stephen Hogan	QB	6-4	210	So.-R	1L	Greenwood, Ark. (Greenwood)
43	Hunter Holmes	P	6-5	177	Fr.	HS	Dallas, Texas (The Gunnery)
	Chris Hooks	OL	6-3	240	Fr.	HS	Stuttgart, Ark. (Stuttgart)
15	Tres Houston	WR	6-2	188	So.-R	RS	College Park, Ga. (Northeast Mississippi CC)
29	Chris Humes	DB	5-11	207	So.	1L	Hoover, Ala. (Spain Park)
27	Money Hunter	DB	6-1	193	Fr.	HS	Prosper, Texas (Prosper)
61	Colton Jackson	OL	6-4	276	Fr.-R	RS	Ozark, Ark. (Ozark)
6	Frankie Jackson	DB	5-10	198	Jr.-R	2L	Baton Rouge, La. (Capitol)
32	Ryan Jacobs	DB	6-0	191	Jr.-R	1L	Evans, Ga. (Greenbrier)
13	Colin Janice	DB	5-11	151	Fr.	HS	Orange, Texas (West Orange-Stark)
35	Mark Johnson	LB	6-2	180	Fr.	HS	Prescott, Ark. (Prescott)
40	Ja'Von Jones	DE	6-2	224	Fr.	HS	Mesquite, Texas (Mesquite)

2013 ARKANSAS STATE FOOTBALL NOTES: **Alphabetical Roster**

No.	Name	Pos.	Ht.	Wt.	Cl.	Exp	Hometown (previous school)
7	Julian Jones	WR	6-0	202	Sr.-R	3L	Germantown, Tenn. (Germantown)
4	Paul Jones	P	6-2	205	So.-R	TR	Ballarat, Australia (Virginia Union University)
	Skyler Jones	OL	6-4	290	Fr.	HS	Paragould, Ark. (Greene County Tech)
5	Adam Kennedy	QB	6-5	224	Sr.	TR	Elk Grove, Calif. (Utah State)
9	Fredi Knighten	QB	5-11	189	So.	1L	Little Rock, Ark. (Pulaski Academy)
82	Warren Leapheart	TE	6-5	242	Fr.-R	RS	Morrilton, Ark. (Morrilton)
81	Carl Lee Jr.	WR	6-2	202	Fr.	HS	Mobile, Ala. (McGill-Toolen)
48	Qushaun Lee	LB	5-11	247	Jr.-R	2L	Prattville, Ala. (Prattville)
85	Justin Lovell	WR	6-2	213	Fr.-R	RS	Newark, Ark. (Cedar Ridge)
89	Taylor Mason	WR	6-0	178	So.-R	1L	Jonesboro, Ark. (Valley View)
99	Jabari Mathieu	DE	6-2	237	Jr.	TR	Gardena, Calif. (El Camino (CA) College)
75	Robert Maxwell	OL	6-3	283	Fr.-R	RS	Little Rock, Ark. (Parkview)
18	Booker Mays	WR	5-10	170	Fr.-R	RS	Pine Bluff, Ark. (Dollarway)
1	Carlos McCants	WR	5-11	198	Sr.-R	3L	Mobile, Ala. (LeFlore)
23	J.D. McKissic	WR	5-11	193	So.-R	1L	Phenix City, Ala. (Central)
63	Cliff Mitchell	OL	6-5	284	Sr.-R	3L	Jasper, Texas (Jasper)
74	Devin Mondie	OL	6-5	291	Fr.-R	RS	Olive Branch, Miss. (Olive Branch)
86	Jerry Moorehead	TE	6-4	209	Fr.	HS	Camden Ark. (Camden Fairview)
76	Austin Moreton	OL	6-1	318	Fr.-R	RS	Fort Smith, Ark. (Southside)
17	Allen Muse	WR	6-4	226	Sr.	3L	Leesville, La. (Leesville)
90	Chris Odom	DE	6-3	234	Fr.	HS	Arlington, Texas (Martin)
25	David Oku	RB	5-10	202	Sr.	1L	Midwest City, Okla. (Tennessee)
51	Cade Oliver	DS	6-3	220	Sr.-R	1L	Mansfield, Texas (Kilgore (TX) JC)
94	Markel Owens	DL	6-2	303	Jr.-R	2L	Jackson, Tenn. (Liberty Tech)
84	Dijon Paschal	WR	6-1	196	Fr.	HS	Tallasse, Ala. (Tallasse)
	Noah Pearl	RB	5-11	159	Jr.	TR	Kansas City, Mo. (Univ. of South Dakota)
36	Kejuan Peque	DB	5-9	179	Fr.	HS	Ashdown, Ark. (Ashdown)
37	Eddie Porter	DE	6-3	252	Sr.	1L	Woodlands, Texas (Blinn (TX) College)
87	Kenneth Rains	TE	6-4	260	Jr.-R	2L	Hot Springs, Ark. (Lake Hamilton)
12	Chandler Rogers	QB	6-2	206	Jr.	TR	Brookhaven, Miss. (Copiah-Lincoln (MS) CC)
92	Darrius Rosser	DL	6-3	284	Fr.-R	RS	Marion, Ark. (Marion)
3	Patrick Ryan	WR	6-1	176	Jr.-R	RS	Springdale, Ark. (Shiloh Christian)
83	Dexter Samuel	TE	6-2	225	Sr.-R	1L	Hampton, Ark. (Hampton)
91	Hunter Shantz	DL	6-3	219	Fr.-R	RS	Cape Girardeau, Mo. (Cape Central)
50	Brad Shearin	LB	6-0	235	So.	TR	Jonesboro, Ark. (Univ. of Arkansas)
14	Dezmond Stegall	DB	6-1	219	Fr.-R	RS	Searcy, Ark. (Searcy)
71	Steven Stevens	OL	6-4	296	So.-R	1L	Bay Minette, Ala. (Baldwin County)
42	Chris Stone	DE	6-3	252	So.-R	1L	Daleville, Ala. (Daleville)
14	Sterling Stowers	QB	5-10	198	Fr.	HS	Hardy, Ark. (Highland)
70	Clifford Thomas	OL	6-2	280	Fr.	HS	Marion, Ark. (Marion)
21	Sirgregory Thornton	RB	5-11	215	Sr.	3L	Memphis, Tenn. (Germantown)
24	Andrew Tryon	DB	5-10	180	Jr.-R	2L	Little Rock, Ark. (Russellville)
16	TeDarius Turner	DB	5-8	166	So.-R	1L	Memphis, Tenn. (Cordova)
72	Brennan Tutor	OL	6-4	269	Jr.	TR	Pontotoc, Miss. (Itawamba (MS) CC)
43	Raziel Valgis	DB	5-11	203	So.	TR	El Paso, Texas (Harding University)
39	Marquis Walker	DB	5-11	183	Fr.	RS	Rison, Ark. (Rison)
44	Trent Waters	LB	6-0	220	Fr.	HS	Knoxville, Tenn. (Bearden)
	C.J. Watson	DL	6-0	243	Fr.-R	RS	Monticello, Ark. (Warren)
	Allen Wesley	LB	6-3	220	Fr.-RS	RS	Little Rock, Ark. (JA Fair)
78	Adam Whalen	OL	6-6	250	Fr.	HS	Lancaster, Calif. (Eastside)
30	Johnston White	RB	5-11	180	Fr.	HS	Covington, Tenn. (Covington)
67	Aaron Williams	OL	6-5	320	Sr.-R	1L	Moss Point, Miss. (Ariz. Western College)
26	DeKeathan Williams	DB	6-1	212	Fr.-R	RS	West Helena, Ark. (Central)
55	Xavier Woodson	LB	6-1	214	Fr.	HS	Eufaula, Ala. (Eufaula)
69	Alan Wright	OL	6-2	307	Jr.-R	2L	Cave City, Ark. (Cave City)
57	Troy Wyche	LB	5-11	211	Fr.	HS	Riverdale, Ga. (Riverdale)
11	Sterling Young	DB	6-2	193	Jr.-R	2L	Hoover, Ala. (Hoover)

2013 ARKANSAS STATE FOOTBALL NOTES: Numerical Roster

No.	Name	Pos.	Ht.	Wt.	Cl.	Exp	Hometown (previous school)
1	Carlos McCants	WR	5-11	198	Sr.-R	3L	Mobile, Ala. (LeFlore)
2	Brian Davis	K	5-11	186	Sr.	3L	Brentwood, Tenn. (Brentwood)
3	Rocky Hayes	DB	5-11	177	So.	1L	Heflin, Ala. (Cleburne County)
3	Patrick Ryan	WR	6-1	176	Jr.-R	RS	Springdale, Ark. (Shiloh Christian)
4	R.J. Fleming	WR	5-9	180	Sr.	3L	Natchez, Miss. (Trinity Episcopal Day School)
4	Paul Jones	P	6-2	205	So.-R	TR	Ballarat, Australia (Virginia Union University)
5	Kyle Coleman	DB	6-1	228	Jr.	2L	Pine Bluff, Ark. (Watson Chapel)
5	Adam Kennedy	QB	6-5	224	Sr.	TR	Elk Grove, Calif. (Utah State)
6	Frankie Jackson	DB	5-10	198	Jr.-R	2L	Baton Rouge, La. (Capitol)
7	Julian Jones	WR	6-0	202	Sr.-R	3L	Germantown, Tenn. (Germantown)
8	Charleston Girley	DB	6-0	196	So.-R	1L	Pine Bluff, Ark. (Dollarway)
8	Stephen Hogan	QB	6-4	210	So.-R	1L	Greenwood, Ark. (Greenwood)
9	Fredi Knighten	QB	5-11	189	So.	1L	Little Rock, Ark. (Pulaski Academy)
10	Cameron Birse	QB	6-2	213	Fr.	HS	Danville, Calif. (San Ramon Valley)
10	Artez Brown	DB	6-0	180	Jr.	2L	Newport, Ark. (Newport)
11	Phillip Butterfield	QB	6-2	216	Sr.-R	3L	Lake Hamilton, Ark. (Lake Hamilton)
11	Sterling Young	DB	6-2	193	Jr.-R	2L	Hoover, Ala. (Hoover)
12	Geoffrey Anderson	DB	5-7	186	Fr.-R	RS	Heber Springs, Ark. (Heber Springs)
12	Chandler Rogers	QB	6-2	206	Jr.	TR	Brookhaven, Miss. (Copiah-Lincoln (MS) CC)
13	Colin Janice	DB	5-11	151	Fr.	HS	Orange, Texas (West Orange-Stark)
14	Dezmond Stegall	DB	6-1	219	Fr.-R	RS	Searcy, Ark. (Searcy)
14	Sterling Stowers	QB	5-10	198	Fr.	HS	Hardy, Ark. (Highland)
15	Luke Ferguson	P/K	6-0	210	So.	1L	Jonesboro, Ark. (Jonesboro)
15	Tres Houston	WR	6-2	188	So.-R	RS	College Park, Ga. (Northeast Mississippi CC)
16	TeDarius Turner	DB	5-8	166	So.-R	1L	Memphis, Tenn. (Cordova)
17	Jamaris Hart	DB	5-9	163	Fr.	HS	Florence, Ala. (Florence)
17	Allen Muse	WR	6-4	226	Sr.	3L	Leesville, La. (Leesville)
18	Booker Mays	WR	5-10	170	Fr.-R	RS	Pine Bluff, Ark. (Dollarway)
19	Darion Griswold	TE	6-5	264	So.-R	1L	Dumas, Ark. (Dumas)
20	Brandon Cox	WR	5-8	167	Fr.	HS	Conway, Ark. (Conway)
21	Sirgregory Thornton	RB	5-11	215	Sr.	3L	Memphis, Tenn. (Germantown)
22	Brock Barnhill	DB	6-0	201	Jr.-R	1L	Mountain Home, Ark. (Mountain Home)
23	J.D. McKissic	WR	5-11	193	So.-R	1L	Phenix City, Ala. (Central)
24	Andrew Tryon	DB	5-10	180	Jr.-R	2L	Little Rock, Ark. (Russellville)
25	Irving Adams	DB	5-10	189	Fr.	HS	Florence, Ala. (Florence)
25	David Oku	RB	5-10	202	Sr.	1L	Midwest City, Okla. (Tennessee)
26	DeKeathan Williams	DB	6-1	212	Fr.-R	RS	West Helena, Ark. (Central)
27	Money Hunter	DB	6-1	193	Fr.	HS	Prosper, Texas (Prosper)
28	Kendrick Daniels	RB	5-7	158	Fr.-R	RS	Sulphur Springs, Texas (Sulphur Springs)
29	Chris Humes	DB	5-11	207	So.	1L	Hoover, Ala. (Spain Park)
30	Kelsey Collins	DB	5-7	163	Jr.-R	2L	Pine Bluff, Ark. (Pine Bluff)
30	Johnston White	RB	5-11	180	Fr.	HS	Covington, Tenn. (Covington)
31	Chris Clinard	DB	6-0	206	Jr.	SQ	Springdale, Ark. (Evangel)
32	Ryan Jacobs	DB	6-0	191	Jr.-R	1L	Evans, Ga. (Greenbrier)
33	Darius Buckley	LB	5-10	224	Jr.-R	1L	Memphis, Tenn. (Lambuth)
34	Michael Gordon	RB	5-9	187	So.	1L	Camden, Miss. (Velma Jackson)
35	Mark Johnson	LB	6-2	180	Fr.	HS	Prescott, Ark. (Prescott)
36	Kejuan Peque	DB	5-9	179	Fr.	HS	Ashdown, Ark. (Ashdown)
37	Eddie Porter	DE	6-3	252	Sr.	1L	Woodlands, Texas (Blinn (TX) College)
38	Jeremy Fulcher	DB	6-0	178	Fr.	HS	Dallas, Texas (Woodrow Wilson)
39	Marquis Walker	DB	5-11	183	Fr.	RS	Rison, Ark. (Rison)
40	Ja'Von Jones	DE	6-2	224	Fr.	HS	Mesquite, Texas (Mesquite)
41	LaAngelo Albright	LB	5-11	218	Sr.-R	3L	Prattville, Ala. (Prattville)
42	Chris Stone	DE	6-3	252	So.-R	1L	Daleville, Ala. (Daleville)
43	Hunter Holmes	P	6-5	177	Fr.	HS	Dallas, Texas (The Gunnery)
43	Raziel Valgis	DB	5-11	203	So.	TR	El Paso, Texas (Harding University)
44	Trent Waters	LB	6-0	220	Fr.	HS	Knoxville, Tenn. (Bearden)

2013 ARKANSAS STATE FOOTBALL NOTES: Numerical Roster

No.	Name	Pos.	Ht.	Wt.	Cl.	Exp	Hometown (previous school)
45	Ryan Eustace	DS	5-11	190	Fr.-R	RS	Powder Springs, Ga. (Harrison)
46	Christian Flewellen	TE	5-11	230	Fr.-R	RS	Duncanville, Texas (Duncanville)
47	Jason Card	LB	6-0	223	Jr.	1L	Memphis, Tenn. (Ridgeway)
48	Qushaun Lee	LB	5-11	247	Jr.-R	2L	Prattville, Ala. (Prattville)
50	Brad Shearin	LB	6-0	235	So.	TR	Jonesboro, Ark. (Univ. of Arkansas)
51	Cade Oliver	DS	6-3	220	Sr.-R	1L	Mansfield, Texas (Kilgore (TX) JC)
52	Quanterio Heath	LB	6-2	210	Fr.-R	RS	Rison, Ark. (Rison)
53	Ben Gallagher	LB	6-0	200	Fr.	HS	Kansas City, Mo. (Pembroke)
55	Xavier Woodson	LB	6-1	214	Fr.	HS	Eufaula, Ala. (Eufaula)
57	Troy Wyche	LB	5-11	211	Fr.	HS	Riverdale, Ga. (Riverdale)
58	Tyler Greve	OL	6-4	301	Jr.-R	2L	Jonesboro, Ark. (Jonesboro)
59	Jake Campbell	OL	6-6	331	Sr.-R	3L	Belleville, Ill. (Belleville East)
60	Steven Haunga	OL	6-2	317	Sr.-R	1L	Richmond, Calif. (College of the Canyons (CA))
61	Colton Jackson	OL	6-4	276	Fr.-R	RS	Ozark, Ark. (Ozark)
63	Cliff Mitchell	OL	6-5	284	Sr.-R	3L	Jasper, Texas (Jasper)
67	Aaron Williams	OL	6-5	320	Sr.-R	1L	Moss Point, Miss. (Ariz. Western College)
68	Bryce Giddens	OL	5-11	300	So.	1L	Moultrie, Ga. (Colquitt County)
69	Alan Wright	OL	6-2	307	Jr.-R	2L	Cave City, Ark. (Cave City)
70	Clifford Thomas	OL	6-2	280	Fr.	HS	Marion, Ark. (Marion)
71	Steven Stevens	OL	6-4	296	So.-R	1L	Bay Minette, Ala. (Baldwin County)
72	Brennan Tutor	OL	6-4	269	Jr.	TR	Pontotoc, Miss. (Itawamba (MS) CC)
73	Travis Bodenstein	OL	6-4	308	So.-R	RS	Springdale, Ark. (Kansas)
74	Devin Mondie	OL	6-5	291	Fr.-R	RS	Olive Branch, Miss. (Olive Branch)
75	Robert Maxwell	OL	6-3	283	Fr.-R	RS	Little Rock, Ark. (Parkview)
76	Austin Moreton	OL	6-1	318	Fr.-R	RS	Fort Smith, Ark. (Southside)
77	Dexter Blackmon	DL	6-4	268	Sr.	1L	Selma, Ala. (Coffeyville (Kan.) CC)
78	Adam Whalen	OL	6-6	250	Fr.	HS	Lancaster, Calif. (Eastside)
79	Jemar Clark	OL	6-6	304	Fr.-R	RS	McCrary, Ark. (McCrary)
80	William Boyd	WR	6-1	202	Jr.-R	1L	Cave City, Ark. (Cave City)
81	Carl Lee Jr.	WR	6-2	202	Fr.	HS	Mobile, Ala. (McGill-Toolen)
82	Warren Leapheart	TE	6-5	242	Fr.-R	RS	Morrilton, Ark. (Morrilton)
83	Dexter Samuel	TE	6-2	225	Sr.-R	1L	Hampton, Ark. (Hampton)
84	Dijon Paschal	WR	6-1	196	Fr.	HS	Tallassee, Ala. (Tallassee)
85	Justin Lovell	WR	6-2	213	Fr.-R	RS	Newark, Ark. (Cedar Ridge)
86	Jerry Moorehead	TE	6-4	209	Fr.	HS	Camden Ark. (Camden Fairview)
87	Kenneth Rains	TE	6-4	260	Jr.-R	2L	Hot Springs, Ark. (Lake Hamilton)
88	Jonah Hill	TE	6-3	241	Fr.	HS	Springfield, Mo. (Hillcrest)
89	Taylor Mason	WR	6-0	178	So.-R	1L	Jonesboro, Ark. (Valley View)
90	Chris Odom	DE	6-3	234	Fr.	HS	Arlington, Texas (Martin)
91	Hunter Shantz	DL	6-3	219	Fr.-R	RS	Cape Girardeau, Mo. (Cape Central)
92	Darrius Rosser	DL	6-3	284	Fr.-R	RS	Marion, Ark. (Marion)
93	Darius Dunaway	DL	6-5	259	Sr.-R	3L	Monroe, La. (Carroll)
94	Markel Owens	DL	6-2	303	Jr.-R	2L	Jackson, Tenn. (Liberty Tech)
95	Lamarcus Cole	DL	6-2	230	Fr.-R	RS	Little Rock, Ark. (Hall)
96	John Gandy	DL	6-0	260	Sr.	1L	Houston, Texas (Blinn (Texas) College)
97	Amos Draper	DL	6-3	266	Sr.-R	3L	Tanner, Ala. (Tanner)
98	Ryan Carrethers	DL	6-2	330	Sr.-R	3L	Nashville, Tenn. (Brentwood Academy)
99	Jabari Mathieu	DE	6-2	237	Jr.	TR	Gardena, Calif. (El Camino (CA) College)
	Zach Chrisler	DB	5-11	180	Fr.	HS	Walnut Ridge, Ark. (Walnut Ridge)
	J.T. Finley	DS	5-10	232	Fr.-R	RS	Fayetteville, Ark. (Fayetteville)
	Brandon Brockman						
	Tyler Hestand	OL	6-4	310	Fr.	HS	Paragould, Ark. (Paragould)
	Chris Hooks	OL	6-3	240	Fr.	HS	Stuttgart, Ark. (Stuttgart)
	Skyler Jones	OL	6-4	290	Fr.	HS	Paragould, Ark. (Greene County Tech)
	Noah Pearl	RB	5-11	159	Jr.	TR	Kansas City, Mo. (Univ. of South Dakota)
	C.J. Watson	DL	6-0	243	Fr.-R	RS	Monticello, Ark. (Warren)
	Allen Wesley	LB	6-3	220	Fr.-R	RS	Little Rock, Ark. (JA Fair)

ARKANSAS STATE FOOTBALL DEPTH CHART

(as of Oct. 7, 2013)

OFFENSE

LEFT TACKLE67, Aaron Williams (6-5, 320, Sr.-R, 1L)	79, Jemar Clark (6-6, 304, Fr.-R, RS)
LEFT GUARD60, Steven Haunga (6-3, 317, Sr.-R, 1L)	74, Devin Mondie (6-5, 291, Fr.-R, RS)
CENTER68, Bryce Giddens (6-0, 300, So., 1L)	58, Tyler Greve (6-4, 301, Jr.-R, 2L) OR 76, Austin Moreton (6-1, 318, Fr.-R, RS)
RIGHT GUARD63, Cliff Mitchell (6-5, 284, Sr.-R, 3L)	69, Alan Wright (6-2, 307, Jr.-R, 2L)
RIGHT TACKLE61, Colton Jackson (6-4, 276, Fr.-R, RS)	59, Jacob Campbell (6-6, 331, Sr.-R, 3L)
QUARTERBACK5, Adam Kennedy (6-5, 224, Sr., TR)	11, Phillip Butterfield (6-2, 216, Sr.-R, 3L) OR 9, Fredi Knighten (5-11, 189, So., 1L)
RUNNING BACK25, David Oku (5-10, 202, Sr., 1L)	21, Sirgregory Thornton (5-11, 215, Sr., 3L) OR 34, Michael Gordon (5-8, 187, So., 1L)
TIGHT END19, Darion Griswold (6-4, 264, So.-R, 1L) OR	87, Kenneth Rains (6-4, 260, Jr.-R, 2L) 82, Warren Leapheart (6-5, 242, Fr.-R, RS)
WR (H)23, J.D. McKissic (5-11, 193, So.-R, 1L)	4, R.J. Fleming (5-9, 180, Sr., 3L)
WR (Z)17, Allen Muse (6-4, 226, Sr., 3L)	1, Carlos McCants (5-11, 198, Sr.-R, 3L)
WR (X)7, Julian Jones (6-0, 202, Sr., 3L)	15, Tres Houston (6-2, 188, So.-R, RS)

DEFENSE

DEFENSIVE END ...37, Eddie Porter (6-2, 252, Sr., 1L)	90, Chris Odom (6-3, 234, Fr., HS)
NOSE TACKLE98, Ryan Carrethers (6-2, 330, Sr.-R, 3L)	77, Dexter Blackmon (6-4, 268, Sr., 1L) 94, Markel Owens (6-2, 303, Jr.-R, 2L)
DEFENSIVE TACKLE ..97, Amos Draper (6-3, 266, Sr.-R, 3L)	93, Darius Dunaway (6-6, 259, Sr.-R, 3L) 92, Darrius Rosser (6-3, 284, Fr.-R, RS)
DEFENSIVE END ...42, Chris Stone (6-3, 252, So.-R, 1L)	96, John Gandy (6-0, 260, Sr., 1L)
STINGER LB5, Kyle Coleman (6-1, 228, Jr., 2L)	52, Quanterio Heath (6-2, 210, Fr.-R, RS) OR 55, Xavier Woodson (6-1, 214, Fr., HS)
MIKE LB48, Qushaun Lee (5-11, 247, Jr.-R, 2L)	41, LaAngelo Albright (5-11, 218, Sr.-R, 3L) 33, Darius Buckley (5-10, 224, Jr.-R, 1L)
WOLF6, Frankie Jackson (5-9, 198, Jr.-R, 2L)	8, Charleston Girley (6-0, 196, So.-R, 1L) 26, DeKeathan Williams (6-1, 212, Fr.-R, RS)
CORNERBACK10, Artez Brown (6-0, 180, Jr., 2L)	17, Jemaris Hart (5-9, 163, Fr., HS)
ROVER29, Chris Humes (6-0, 207, So., 1L) OR	27, Money Hunter (6-1, 193, Fr., HS)
FREE SAFETY11, Sterling Young (6-2, 193, Jr.-R, 2L)	43, Raziel Valgis (6-0, 203, So., TR) OR 38, Jeremy Fulcher (5-11, 178, Fr., HS)
CORNERBACK3, Rocky Hayes (5-11, 177, So. 1L)	24, Andrew Tryon (5-10, 180, Jr.-R, 2L) 2, TeDarius Turner (5-8, 166, So.-R, 1L)

SPECIAL TEAMS

PLACEKICKER2, Brian Davis (5-11, 186, Sr., 3L)	15, Luke Ferguson (6-0, 210, So., 1L)
PUNTER15, Luke Ferguson (6-0, 210, So., 1L) OR	4, Paul Jones (6-2, 205, So.-R, TR)
KICKOFF RETURN23, J.D. McKissic (5-11, 193, So.-R, 1L)	25, David Oku (5-10, 202, Sr., 1L)
PUNT RETURN4, R.J. Fleming (5-9, 180, Sr., 3L) OR	3, Rocky Hayes (5-11, 177, So., 1L) OR 23, J.D. McKissic (5-11, 193, So.-R, 1L)
DEEP SNAPPER51, Cade Oliver (6-2, 220, Sr.-R, 1L)	45, Ryan Eustace (5-10, 190, Fr.-R, RS)
HOLDER8, Stephen Hogan (6-4, 210, So.-R, 1L)	

A-STATE FOOTBALL PRONUNCIATION GUIDE

LaAngelo Albright.....Luh-ANGELO	Devin Mondie.....MAHN-Dee
Travis BodensteinBode-In-STYNE	Allen Muse.....MUCE
Ryan Eustace.....YOU-Stuss	David Oku.....Oh-KOO
Steven Haunga.....HONG-uh	Markel Owens.....MAHR-Kell
Tres HoustonTrez	Kejuan Peque.....KEY-Whan PEAK
Colin JaniceJAN-iss	Raziel Valgis.....Rah-ZEEL
Qushaun LeeQUH-shawn	Marquis WalkerMahr-KEECE
Justin LovellLuv-UL	
Jabari MathieuMATH-You	

2013 ARKANSAS STATE FOOTBALL NOTES: Career Highs (Offense)

#1 CARLOS McCANTS, WR, SR.

Receptions5 vs. Northern Illinois (1-8-12)
Receiving Yards50 vs. Louisiana-Monroe (9-18-10)
Longest Reception54 vs. Alcorn State (9-22-12)
Receiving Touchdowns1 at Oregon (9-1-12)

#2 BRIAN DAVIS, K, SR.

Extra Point Attempts9 vs. UAPB (8-31-13)
Extra Points Made8, twice (last vs. UAPB (8-31-13)
Field Goals Attempted6 vs. UCA (9-24-11)
Field Goals Made6 vs. UCA (9-24-11)
Longest Field Goal47, twice (last at Louisiana-Lafayette, 10-23-12)
Points Scored23 vs. UCA (9-24-11)

#4 R.J. FLEMING, WR, SR.

Receptions8 at WKU (10-1-11)
Receiving Yards55 vs. Western Kentucky (11-13-10)
Longest Reception25 vs. Middle Tennessee (12-1-12)
Rushes3 vs. Louisville (10-2-10)
Rushing Yards24 vs. Louisville (10-2-10)
Longest Rush17 vs. Louisville (10-2-10)
Kickoff Returns3 at ULM (10-8-11)
Longest Kickoff Return81 at Navy (11-20-10)
Punt Returns2 vs. UAPB (8-31-13)
Punt Return Yards8 vs. UAPB (8-31-13)
Longest Punt Return8 vs. UAPB (8-31-13)

#4 PAUL JONES, P, FR.

Punts4 vs. Troy (9-12-13)
Punt Yards140 at Missouri (9-28-13)
Punt Average46.7 at Missouri (9-28-13)
Longest Punt53 at Missouri (9-28-13)
Punts Inside 202, twice (last at Missouri, 9-28-13)

#5, ADAM KENNEDY, QB, SR.

Pass Attempts46 at Missouri (9-28-13)
Completions37 at Missouri (9-28-13)
Passing Yards308 at Missouri (9-28-13)
Longest Pass55 vs. Troy (9-12-13)
Passing Touchdowns1, three times (last at Missouri, 9-28-13)
Rush Attempts16 at Memphis (9-21-13)
Rushing Yards74 at Auburn (9-7-13)
Longest Rush28 at Auburn (9-7-13)

#7, JULIAN JONES, WR, SR.

Receptions10 at Missouri (9-28-13)
Receiving Yards136 at Missouri (9-28-13)
Longest Reception72 at Oregon (9-1-12)
Receiving Touchdowns1, nine times (last at Missouri, 9-28-13)
Kickoff Returns1 at Auburn (9-7-13)
Kickoff Return Yards25 at Auburn (9-7-13)
Longest Kickoff Return25 at Auburn (9-7-13)

#9 FREDI KNIGHTEN, QB, SO.

Pass Attempts2, three times (last at Memphis, 9-21-13)
Completions2, twice (last at Memphis, 9-21-13)
Passing Yards40 vs. Alcorn State (9-22-12)
Longest Pass33 vs. Alcorn State (9-22-12)
Passing Touchdowns1, twice (last at Memphis, 9-21-13)
Rushes7 vs. Middle Tennessee (12-1-12)
Rushing Yards101 vs. UAPB (8-31-13)
Longest Rush79 vs. UAPB (8-31-13)
Rushing Touchdowns2 vs. UAPB (8-31-13)

#11, PHILLIP BUTTERFIELD, QB, SR.

Pass Attempts7 at Auburn (9-4-10)
Completions5 at Auburn (9-4-10)
Passing Yards45 at Auburn (9-4-10)
Longest Pass33 vs. Middle Tennessee (11-2-10)
Passing Touchdowns1 vs. Middle Tennessee (11-2-10)
Rushes8 vs. Louisiana-Monroe (9-18-10)
Rushing Yards49 vs. Louisiana-Monroe (9-18-10)
Longest Rush23 vs. Louisiana-Monroe (9-18-10)
Rushing Touchdowns1 vs. Louisiana-Monroe (9-18-10)
Total Offense50 vs. Middle Tennessee (11-2-10)

#15 LUKE FERGUSON, K/P, SO.

Punts5 at Memphis (9-21-13)
Punt Yards231 at Memphis (9-21-13)
Punt Average49.0 at Auburn (9-7-13)
Longest Punt63 vs. Troy (9-12-13)
Punts Inside 202 vs. Troy (9-12-13)

#15, TRES HOUSTON, WR, SO.

Receptions3 vs. Troy (9-12-13)
Receiving Yards12 vs. Troy (9-12-13)
Longest Reception9 at Auburn (9-7-13)

#17, ALLEN MUSE, WR, SR.

Receptions8 at Navy (11-20-10)
Receiving Yards158 vs. Troy (9-12-13)
Longest Reception61, twice (last at Louisiana-Lafayette, 9-11-10)
Receiving Touchdowns2 vs. Louisville (10-2-10)

#19 DARION GRISWOLD, TE, SO.

Receptions5 at Auburn (9-7-13)
Receiving Yards51 at Florida International (10-4-12)
Longest Reception29, twice (last vs. Troy, 9-12-13)

#21 SIRGREGORY THORNTON, RB, SR.

Rushes9, twice (last vs. UAPB, 8-31-13)
Rushing Yards112 vs. UAPB (8-31-13)
Longest Rush40 vs. Memphis (9-10-11)
Rushing Touchdowns2 vs. UAPB (8-31-13)
Receptions4 at Indiana (10-16-10)
Receiving Yards54 at Indiana (10-16-10)
Longest Reception22 at Indiana (10-16-10)
Receiving Touchdowns1 at Indiana (10-16-10)

#23 J.D. McKISSIC, WR, SO.

Receptions15, J.D. McKissic at Missouri (9-28-13)
Receiving Yards138 at Troy (11-17-12)
Longest Reception74 at Florida International (10-4-12)
Receiving Touchdowns1, six times (last at Memphis, 9-21-13)
Rushes4 at Missouri (9-28-13)
Rushing Yards36 at Missouri (9-28-13)
Longest Rush32 at Missouri (9-28-13)
Rushing Touchdowns1 vs. UAPB (8-31-13)
Kickoff Returns3 at Memphis (9-21-13)
Kickoff Return Yards82 at Memphis (9-21-13)
Longest Kickoff Return38 at Memphis (9-21-13)
Punt Returns3 vs. Troy (9-12-13)
Punt Return Yards26 vs. Troy (9-12-13)
Longest Punt Return16 vs. Troy (9-12-13)

#25 DAVID OKU, RB, SR.

Rushes25 vs. Memphis (9-8-12)
Rushing Yards131 vs. ULM (11-8-12)
Longest Rush40 at Troy (11-17-12)
Rushing Touchdowns3, twice (last vs. ULM, 11-8-12)
Receptions6 at Auburn (9-7-13)
Receiving Yards70 at Auburn (9-7-13)
Longest Reception43 at Troy (11-17-12)
Kickoff Returns4 at Oregon (9-1-12)
Kickoff Return Yards71 at Oregon (9-1-12)
Longest Kickoff Return22 at Oregon (9-1-12)

#28 KENDRICK DANIELS, RB, FR.

Rushes7 vs. UAPB (8-31-13)
Rushing Yards21 vs. UAPB (8-31-13)
Longest Rush6 vs. UAPB (8-31-13)

#34 MICHAEL GORDON, RB, SO.

Rushes6 vs. Alcorn State (9-22-12)
Rushing Yards102 vs. UAPB (8-31-13)
Longest Rush91 vs. UAPB (8-31-13)
Receptions2 at Memphis (9-21-13)
Longest Reception48 vs. UAPB, 8-31-13
Receiving Yards48 vs. UAPB (8-31-13)
Kickoff Returns1, three times (last vs. Troy, 9-12-13)
Kickoff Return Yards33 vs. Kent State (1-6-13)
Longest Kickoff33 vs. Kent State (1-6-13)

#39 MARQUIS WALKER, RB, FR.

Rushes11 vs. UAPB (8-31-13)
Rushing Yards34 vs. UAPB (8-31-13)
Longest Rush14 vs. UAPB (8-31-13)

#34 MICHAEL GORDON, RB, SO.

Rushes8 vs. Troy (9-12-13)
Rushing Yards115 vs. Troy (9-12-13)
Longest Rush91 vs. UAPB (8-31-13)
Rushing Touchdowns2 vs. Troy (9-12-13)
Receptions1, twice (last vs. UAPB, 8-31-13)
Longest Reception48 vs. UAPB, 8-31-13
Receiving Yards48 vs. UAPB (8-31-13)
Kickoff Returns1 vs. Kent State (1-6-13)
Kickoff Return Yards33 vs. Kent State (1-6-13)
Longest Kickoff33 vs. Kent State (1-6-13)

#87, KENNETH RAINS, TE, JR.

Receptions3 at Auburn (9-7-13)
Receiving Yards36 at Auburn (9-7-13)
Longest Reception25 at Auburn (9-7-13)

2013 ARKANSAS STATE FOOTBALL NOTES: Career Highs (Defense)

#3 ROCKY HAYES, CB, SO.

Tackles7 at Memphis (9-21-13)
Tackles for Loss1 vs. UAPB (8-31-13)
Pass break-ups1, four times (last at Memphis, 9-21-13)
Interceptions1 vs. Troy (9-12-13)
Rushes8 vs. Kent State (1-6-13)
Rushing Yards86 at Louisiana-Lafayette (10-23-12)
Longest Rush73 at Florida International (10-4-12)
Rushing Touchdowns1 vs. Middle Tennessee (12-1-12)
Receptions3 at Troy (11-17-12)
Receiving Yards15 at North Texas (11-3-12)
Longest Reception9 at North Texas (11-3-12)
Kickoff Returns4, twice (last at Troy, 11-17-12)
Kickoff Return Yards72 at Troy (11-17-12)
Long Kickoff Return36 at Troy (11-17-12)
Punt Returns2 at Louisiana-Lafayette (10-23-12)
Punt Return Yards22 at Nebraska (9-15-12)
Longest Punt Return22 at Nebraska (9-15-12)

#5 KYLE COLEMAN, LB, JR.

Tackles7, twice (last vs. Troy, 9-12-13)
Tackles for Loss2 vs. Alcorn State (9-22-12)
Fumbles Recovered1, twice (last at Missouri, 9-28-13)

#6 FRANKIE JACKSON, RB, SO.

Tackles2, twice (last vs. Troy, 9-12-13)
Tackles for Loss1 vs. Troy (9-12-13)
Fumbles Forced1 at Memphis (9-21-13)
Interceptions1 vs. Troy (9-12-13)
Kickoff Returns3 vs. South Alabama (10-13-12)
Kickoff Return Yards67 vs. South Alabama (10-13-12)
Longest Kickoff Return27, twice (last vs. South Alabama, 10-13-12)

#8 CHARLESTON GIRLEY, DB, SO.

Tackles3, three times (last at Memphis, 9-21-13)
Tackles for Loss0.5 vs. UAPB (8-31-13)
Pass Break-ups1 at Auburn (9-7-13)

#10 ARTEZ BROWN, DB, JR.

Tackles5, twice (last at North Texas, 11-3-12)
Tackles for Loss2 at Louisiana-Lafayette (10-23-12)
Sacks1 at Louisiana-Lafayette (10-23-12)
Pass break-up1, three times (last vs. UAPB, 8-31-13)
Fumble Recoveries1 at Auburn (9-7-13)
Kickoff Returns2 at Illinois (9-3-11)
Kickoff Return Yards27 at Illinois (9-3-11)
Long Kickoff Return17 at Illinois (9-3-11)

#11 STERLING YOUNG, S, JR.

Tackles13 vs. ULM (11-8-12)
Tackles For Loss1.5 vs. FIU (10-18-11)
Sacks1 vs. FIU (10-18-11)
Interceptions1, three times (last at North Texas, 11-3-12)
Pass Break-up3 vs. ULM, 11-8-12
Fumbles Recovered1, four times (last at Memphis, 9-21-13)

#16 TEDARIUS TURNER, CB, SO.

Tackles4 vs. UAPB (8-31-13)

#17 JEMARIS HART, CB, FR.

Tackles1 at Auburn (9-7-13)

#24 ANDREW TRYON, DB, JR.

Tackles6, twice (last vs. Troy, 9-12-13)
Tackles for Loss1 at Auburn (9-7-13)
Pass break-up3 at North Texas (11-3-12)
Kickoff Returns4 vs. Northern Illinois (1-8-12)
Kickoff Return Yards114 vs. Northern Illinois (1-8-12)
Longest Kickoff Return60 at Florida Atlantic (11-5-12)

#27, MONEY HUNTER, DB, FR.

Tackles5 at Missouri, 9-28-13

#29, CHRIS HUMES, DB, SO.

Tackles12 at Auburn (9-7-13)
Tackles for Loss1, three times (last at Memphis, 9-21-13)
Sacks1 at Memphis (9-21-13)
Pass Break-ups1 vs. Troy (9-12-13)

#37, EDDIE PORTER, DE, SR.

Tackles8 vs. Troy (9-12-13)
Tackles for Loss1.5 vs. Western Kentucky (9-29-12)
Sacks1, twice (last at Louisiana-Lafayette, 10-23-12)
Forced Fumbles1, four times (last at North Texas, 11-3-12)
Fumble Recoveries1, twice (last vs. Troy, 9-12-13)

#41 LAANGELO ALBRIGHT, LB, SR.

Tackles4, twice (last vs. Alcorn State, 9-22-12)
Tackles For Loss0.5, three times (last vs. UAPB, 8-31-13)
Pass break-ups1 vs. UAPB (8-31-13)

#42, CHRIS STONE, DE, SO.

Tackles6 vs. South Alabama (10-13-12)
Tackles for Loss2, four times (last vs. UAPB, 8-31-13)
Sacks1 at Missouri (9-28-13)
Interceptions1 at Louisiana-Lafayette (10-23-12)
Forced Fumbles1 vs. UAPB (8-31-13)
Pass break-ups1, four times (last vs. Troy, 9-12-13)

#43, RAZIEL VALGIS, DB, SO.

Tackles2 vs. UAPB (8-31-13)

#48 QUSHAUN LEE, LB, JR.

Tackles15 at Nebraska (9-15-12)
Tackles For Loss2 vs. UAPB (8-31-13)
Sacks0.5, twice (last vs. UAPB, 8-31-13)
Interceptions1, three times (last vs. Florida International, 10-4-12)
Pass Break-Ups2 vs. Kent State (1-6-13)
Forced Fumbles1, four times (last at Auburn, 9-7-13)
Fumble Recoveries1 at Nebraska (9-15-12)

#52, QUANTERIO HEATH, LB, FR.

Tackles3, twice (last at Memphis, 9-21-13)
Tackles for Loss1.0 vs. UAPB (8-31-13)
Sacks1.0 vs. UAPB (8-31-13)

#55, XAVIER WOODSON, LB, FR.

Tackles9 at Memphis (9-21-13)

#77, DEXTER BLACKMON, DL, SR.

Tackles4 vs. Alcorn State (9-22-12)
Tackles for Loss0.5, twice (last vs. Middle Tennessee, 12-1-12)
Interceptions1 vs. Middle Tennessee (12-1-12)

#90, CHRIS ODOM, FR., DE

Tackles2 vs. UAPB (8-31-13)
Tackles for Loss1.0 vs. UAPB (8-31-13)
Sacks0.5 vs. UAPB (8-31-13)

#93, DARIUS DUNAWAY, DE, SR.

Tackles5 vs. UAPB (8-31-13)
Tackles for Loss1.5 vs. UAPB (8-31-13)
Sacks1.5 vs. UAPB (8-31-13)
Forced Fumbles1 at Missouri (9-28-13)

#94, MARKEL OWENS, DL, JR.

Tackles3 at Oregon (9-1-12)
Tackles for Loss1 at Missouri (9-28-13)

#96, JOHN GANDY, DE, SR.

Tackles3 vs. UAPB (8-31-13)
Tackles For Loss1.5 vs. UAPB (8-31-13)
Sacks1.0 vs. UAPB (8-31-13)

#97 AMOS DRAPER, DL, SR.

Tackles7 at Navy (11-20-10)
Tackles For Loss3 at Troy (9-25-10)
Sacks1, four times (last vs. ULM, 11-8-12)
Fumbles Forced1, four times (last vs. Troy, 9-12-13)
Fumbles Recovered1 vs. Middle Tennessee (11-2-10)
Blocked Field Goals1 at Louisiana-Lafayette (9-11-10)
Interceptions1 vs. Troy (9-12-13)

#98 RYAN CARRETHERS, DL, SR.

Tackles10, twice (last vs. South Alabama, 10-13-12)
Tackles for Loss2.0, twice (last vs. Troy, 9-12-13)
Sacks1.5 vs. UAPB (8-31-13)
Fumble Recoveries1 at Nebraska, 9-15-12

TEAM**SHUT OUT AN OPPONENT**

ASU: 12-1-12 vs. Middle Tennessee (45-0)

OPP: 11-1-08, No. 2 Alabama (35-0)

RUSHED FOR OVER 250 YARDS

ASU: 8-31-13 vs. UAPB (57 for 509 yards)

OPP: 9-21-13 at Memphis (45 attempts for 329 yards)

RUSHED FOR OVER 300 YARDS

ASU: 8-31-13 vs. UAPB (57 for 509 yards)

OPP: 9-21-13 at Memphis (45 attempts for 329 yards)

PASSED FOR OVER 300 YARDS

ASU: 9-28-13 at Missouri (37-of-47 for 308 yards)

OPP: 9-12-13 vs. troy (36-of-58 for 504 yards)

HAD OVER 500 YARDS OF TOTAL OFFENSE

ASU: 9-12-13 vs. Troy (539 yards: 228 rush, 311 pass)

OPP: 9-21-13 vs. Memphis (505 yards: 329 rush, 176 pass)

HAD OVER 600 YARDS OF TOTAL OFFENSE

ASU: 8-31-13 vs. UAPB (672 yards: 509 rush, 163 pass)

OPP: 9-12-13 vs. Troy (614 yards: 110 rush, 504 pass)

RECORDED 30 OR MORE FIRST DOWNS

ASU: 11-17-12 at Troy (33)

OPP: 9-12-13 vs. Troy (30)

FAILED TO RUSH FOR 100 YARDS

ASU: 9-21-13 vs. Memphis (31 carries for 74 yards)

OPP: 8-31-13 vs. UAPB (31 for 12 yards)

FAILED TO PASS FOR OVER 100 YARDS

ASU: 11-1-08 at No. 2 Alabama (8 of 17 for 67 yards)

OPP: 9-22-12 vs. Alcorn State (14 of 27 for 32 yards)

HELD AN OPPONENT UNDER 200 YARDS TOTAL OFF.

ASU: 8-31-13 vs. UAPB (173 yards: 12 rush, 161 pass)

OPP: 11-1-08, No. 2 Alabama (158 yards : 91 rushing, 67 passing)

SCORED A SAFETY

ASU: 9-3-11 at Illinois

OPP: 11-3-12, at North Texas

SCORED 50 OR MORE POINTS

ASU: 8-31-13 vs. UAPB (62-11)

OPP: 9-1-12 at Oregon (57-34)

INDIVIDUAL**PLAYER RUSHED FOR 100 YARDS**

ASU: 9-12-13 vs. Troy, Michael Gordon (115 yards)

OPP: 9-21-13, Marqui Warford (Memphis), 11 carries for 173 yards

9-21-13, Brandon Hayes (Memphis), 18 carries for 114 yards

PLAYER RUSHED FOR 200 YARDS

ASU: 9-6-08, Derek Lawson vs. TX Southern (18 for 209 yards)

OPP: 9-29-12, A. Andrews (Western Ky.), 29 carries for 215 yards

TWO OR MORE PLAYERS RUSHED FOR 100 YARDS

ASU: 8-31-13 vs. UAPB: David Oku (124 yds), Sirgregory Thornton (112 yds), Michael Gordon (102 yds), Fredi Knighten (101 yds)

OPP: 9-21-13, Marqui Warford (Memphis), 11 carries for 173 yards

9-21-13, Brandon Hayes (Memphis), 18 carries for 114 yards

TWO OR MORE PLAYERS WITH 100 YARDS RECEIVING

ASU: 12-28-13 at Missouri: Julian Jones (10 receptions for 136 yards) and J.D. McKissic (15 receptions for 117 yards)

OPP: 9-12-13 vs. Troy: Eric Thomas (6 receptions for 125 yards); Bryan Holmes (6 receptions for 117 yards)

PLAYER PASSED FOR 300 YARDS

ASU: 9-28-13, Adam Kennedy at Missouri (37-47-1 for 308 yards)

OPP: 9-12-13, Corey Robinson, Troy (30-51-3 for 371 yards)

PLAYER PASSED FOR 400 YARDS

ASU: 9-11-10, Ryan Aplin at UL Lafayette (25-45-1 for 438 yards)

OPP: 11-7-12, Corey Robinson, Troy (26-35-0 for 417 yards)

RETURNED A KICKOFF FOR A TOUCHDOWN

ASU: 2001, James Hickenbotham vs. Idaho (93-yards)

OPP: 10-11-08, Luther Ambrose, ULM (91 yards)

RETURNED A PUNT FOR A TOUCHDOWN

ASU: 9-27-07, Kevin Jones vs. Memphis (89 yards)

OPP: 11-3-07, L. Singleton, FIU (80 yards)

RETURNED AN INTERCEPTION FOR A TOUCHDOWN

ASU: 9-24-11, Sterling Young (vs. UCA) (31 yards)

OPP: 11-17-12, Brynden Trawick, Troy (70 yards)

RETURNED A FUMBLE FOR A TOUCHDOWN

ASU: 9-22-12, Ronnell Wright vs. Alcorn State (7 yards)

OPP: 8-31-13, Harris, UAPB (37 yards)

BLOCKED AN OPPONENT'S PUNT

ASU: 12-3-11, Qushaun Lee vs. Troy

OPP: 10-13-12, Maleki Harris (South Alabama)

RETURNED A BLOCKED PUNT FOR A TOUCHDOWN

ASU: 12-3-11, Qushaun Lee (block) and Don Jones (TD) vs. Troy (12 yards)

OPP: 9-8-12, Anthony Watson (block) and Teven Jones (TD), Memphis (0 yards)

RETURNED A BLOCKED FIELD GOAL FOR A TD

ASU: 2000, Hanis Bowens vs. North Carolina State (80 yards)

OPP: 2004, Terryl Fenton, UL-Lafayette (80-yards)

RUN FROM SCRIMMAGE OF 50 YARDS OR MORE

ASU: 9-12-13, Michael Gordon vs Troy (64 yards)

OPP: 9-21-13, Marqui Warford (Memphis), 63 yards

PASS FROM SCRIMMAGE OF 50 YARDS OR MORE

ASU: 9-12-13, 55 yards vs. Troy (Adam Kennedy to Allen Muse)

OPP: 9-28-13, 68 yards at Missouri (J. Franklin to D. Green-Beckham)

MADE 50+ YARD FIELD GOAL

ASU: 9-10-11, 56 yards (Bobby Zalud vs. Memphis)

OPP: 9-23-06, 50 yards (T. Morstead, SMU)

2013 ARKANSAS STATE STARTING LINEUPS

OFFENSE

	QB	RB	WR	WR	WR/TE	TE	LT	LG	C	RG	RT
UAPB	Kennedy	Oku	McKissic	Jones	McCants	Griswold	Williams	Haunga	Giddens	Wright	Jackson
Auburn	Kennedy	Oku	McKissic	Jones	Muse	Griswold	Williams	Haunga	Giddens	Mitchell	Jackson
Troy	Kennedy	Oku	McKissic	Jones	Rains	Griswold	Williams	Haunga	Giddens	Mitchell	Jackson
Memphis	Kennedy	Oku	McKissic	Jones	Rains	Griswold	Williams	Haunga	Giddens	Mitchell	Jackson
Missouri	Kennedy	Oku	McKissic	Jones	Rains	Griswold	Williams	Haunga	Giddens	Mitchell	Jackson

DEFENSE

	DE	DT	NT	DE	SLB	MLB	WOLF/DT	CB	CB	Rover	FS
UAPB	Porter	Draper	Carrethers	Stone	Coleman	Lee	Girley	Brown	Hayes	Humes	Young
Auburn	Porter	Draper	Carrethers	Stone	Coleman	Lee	Girley	Brown	Hayes	Humes	Young
Troy	Porter	Draper	Carrethers	Stone	Coleman	Lee	Jackson	Brown	Tryon	Humes	Young
Memphis	Porter	Draper	Carrethers	Stone	Coleman	Heath	Blackmon	Brown	Hayes	Humes	Young
Missouri	Porter	Draper	Carrethers	Stone	Coleman	Lee	Jackson	Brown	Hayes	Hunter	Young

2013 A-STATE LONG PLAYS (20+ YARDS)

Yds	Play	Opponent	Date	Qtr.							
91	Gordon rush (TD)	UAPB	8-31	2	25	Kennedy pass to Rains	Auburn	9-7	4		
79	Knighten rush	UAPB	8-31	2	23	Oku rush	UAPB	8-31	2		
64	Gordon rush (TD)	Troy	9-12	3	23	Kennedy pass to Jones	UAPB	8-31	1		
55	Kennedy pass to Muse (TD)	Troy	9-12	1	22	Kennedy pass to Jones	Memphis	9-21	1		
48	Kennedy pass to Gordon	UAPB	8-31	2	22	Kennedy pass to Oku	Auburn	9-7	2		
43	Kennedy pass to Muse	Troy	9-12	1	22	Kennedy pass to Jones (TD)	UAPB	8-31	2		
40	Kennedy pass to McKissic	Auburn	9-7	1	21	Kennedy pass to Jones	Missouri	9-28	2		
37	Kennedy pass to Jones	Missouri	9-28	2	21	Knighten rush (TD)	UAPB	8-31	1		
32	McKissic rush	Missouri	9-28	1	20	Kennedy pass to Jones	Missouri	9-28	2		
31	Thornton rush (TD)	UAPB	8-31	3	20	Kennedy pass to Griswold	Memphis	9-21	3		
30	Kennedy pass to Oku	Auburn	9-7	3	20	Kennedy pass to Gordon	Memphis	9-21	3		
29	Houston pass to Griswold	Troy	9-12	1	TOTAL: 28 90+: 1 80+: 1 70+: 2 60+: 3 50+: 4 40+: 7 30+: 11						
29	Thornton rush	UAPB	8-31	3							
28	Kennedy pass to McKissic	Missouri	9-28	3							
28	Kennedy pass to McKissic	Troy	9-12	2							
28	Kennedy rush	Auburn	9-7	3							
27	Kennedy pass to Muse	Troy	9-12	2							
27	Kennedy rush	Auburn	9-7	4							

2013 ARKANSAS STATE SCORING DRIVES

	Plays	Yards	TOP (QTR)	Score
UAPB (9: 9 TD/0 FG)				
	7	60	2:40 (1)	Knighten 21-yard rush
	13	90	4:54 (1)	McKissic 14-yard rush
	8	94	2:19 (2)	Oku 2-yard rush
	2	80	0:35 (2)	Knighten 1-yard rush
	2	20	0:40 (2)	Oku 17-yard rush
	2	95	0:33 (2)	Gordon 91-yard rush
	3	49	1:08 (2)	Kennedy 22-yard pass to Jones
	8	75	3:22 (3)	Thornton 6-yard rush
	2	45	0:34 (3)	Thornton 31-yard rush
Auburn (3: 0 TD/3 FG)				
	14	58	4:43 (1)	Davis 34-yard field goal
	11	71	4:56 (3)	Davis 21-yard field goal
	4	-8	0:58 (3)	Davis 42-yard field goal
Troy (6: 6 TD/0 FG)				
	4	68	1:26 (1)	Kennedy 55-yard pass to Muse
	3	45	0:31 (1)	Oku 2-yard run
	8	75	2:30 (1)	Oku 3-yard run
	14	80	5:07 (3)	Gordon 11-yard run
	1	64	0:10 (3)	Gordon 64-yard run
	7	60	2:15 (4)	Knighten 13-yard run
Memphis (1: 1 TD/0 FG)				
	6	59	1:28 (1)	Knighten 15-yard pass to McKissic
Missouri (5: 1 TD/4 FG)				
	9	46	3:34 (1)	Davis 41-yard field goal
	10	76	3:30 (1)	Davis 21-yard field goal
	11	56	5:33 (2)	Kennedy 17-yard pass to Jones
	9	48	3:29 (3)	Davis 44-yard field goal
	14	59	5:54 (4)	Davis 33-yard field goal

TOTAL SCORING DRIVES: 24

SCORING DRIVES TAKING TWO MINUTES OR LESS: 10 (42% of all drives)

SCORING DRIVES TAKING FOUR MINUTES OR LONGER: 6 (25% of all drives)

GAME 1

AUG. 31, 2013 | LIBERTY BANK STADIUM: 30,451
Arkansas State 62, Arkansas-Pine Bluff 11

Score by Quarters		1	2	3	4	Score
Arkansas State		14	34	14	0	62
UAPB		0	0	11	0	11

Team	Qtr	Time	Scoring play	Pys-Yds	TOP	Score
ASU	1	10:33	Knighen 21 yd run	7-60	2:40	7-0
ASU	1	02:13	McKissic 14 yd run	13-90	4:54	14-0
ASU	2	13:47	Oku 2 yd run	8-94	2:19	21-0
ASU	2	09:33	Knighen 1 yd run	2-80	0:35	27-0
ASU	2	07:23	Oku 17 yd run	2-20	0:40	34-0
ASU	2	04:26	Gordon 91 yd run	2-95	0:33	41-0
ASU	2	02:09	Jones 22 yd reception	3-49	1:08	48-0
ASU	3	11:38	Thornton 6 yd run	8-75	3:22	55-0
ASU	3	08:43	Thornton 31 yd run	2-45	0:34	62-0
UAPB	3	06:23	Harris 37 yd fumble rec	-	-	62-8
UAPB	3	02:12	Strickland 39 yd FG	8-29	2:13	62-11

TEAM STATISTICS			ASU	UAPB
First Downs			25	8
Net yards rushing			509	12
Net yards passing			163	161
Passes Comp-Att-Int			10-13-0	13-27-0
Total Net Yards			672	161
Fumbles: Number-Lost			2-2	2-0
Penalties: Number-Yards			2-15	8-48
Possession Time			29:20	30:40
Third Down Conversions			9 of 12	1 of 15
Sacks By: Number-Yards			6-46	0-0

INDIVIDUAL STATISTICS

RUSHING: UAPB - Smith, Jamie 10-36; Taylor 3-2; Young 2-minus 4; Anderson 16-minus 26; Carter 0-4. Arkansas State - Oku, David 16-124; Thornton, S. 9-112; Gordon, Michael 4-102; Knighten, Fredi 3-101; Walker, Marquis 11-34; McKissic, J.D. 3-22; Daniels, K. 7-21; Butterfield, P. 1-0; TEAM 3-minus 7. **PASSING:** UAPB - Anderson 13-26-0-161; Strickland 0-1-0-0. Arkansas State - Kennedy, Adam 9-12-0-149; Butterfield, P. 1-1-0-14. **RECEIVING:** UAPB - Beverly 6-113; Bryant 2-24; Thomas 1-13; Johnson 1-12; Taylor 1-0; Eckwood 1-0; Smith, Jamie 1-minus 1. Arkansas State - Jones, Julian 2-45; Fleming, R.J. 2-31; McKissic, J.D. 2-3; Gordon, Michael 1-48; Griswold, D. 1-14; Muse, Allen 1-13; Rains, Kenneth 1-9. **INTERCEPTIONS:** UAPB - None. Arkansas State - None. **FUMBLES:** UAPB - Anderson 2-0. Arkansas State-Daniels, K. 1-1; Fleming, R.J. 1-1.



JONESBORO, Ark. (8/31/13) – Four Arkansas State players rushed for over 100 yards as the Red Wolves cruised to a 62-11 season-opening victory over Arkansas-Pine Bluff (UAPB) in front of 30,451 spectators at Liberty Bank Stadium in Jonesboro, Ark.

Senior David Oku paced A-State with a game-leading 124 yards rushing while senior Sirgregory Thornton ran for 112 yards, sophomore Michael Gordon with 102, and sophomore Fredi Knighten had 101 yards as the Red Wolves tied a NCAA Division I FBS record for most players on one team gaining at least 100 yards.

Arkansas State, which is 1-0 on the season with the victory, snapped three-game losing string in season openers as the Red Wolves put on an impressive offensive performance against UAPB (0-1) with a team 509-rushing yards output in their first home season-opening contest since 2009. A-State's 509 rushing yards in the game represented the fifth time in which the Red Wolves have reached the 500-yard plateau in a contest.

UAPB came into the first-ever meeting with A-State as the defending Southwestern Athletic Conference Champions and the preseason favorite to win the SWAC Western Division title.

Arkansas State dominated the first half as the Red Wolves scored 48 unanswered points while rolling up 480 yards in total offense, including 344 on the ground, to hold a commanding 48-0 at halftime.

The Red Wolves led 14-0 after the first quarter on touchdowns runs by quarterback Fredi Knighten and redshirt sophomore wide receiver J.D. McKissic. Knighten's 21-yard scoring run at 10:33 on Arkansas State's opening possession capped a seven-play, 60-yard scoring drive giving the home team a 7-0 lead. A-State added its second score of the game as McKissic went into the end zone from 14 yards out with 2:13 remaining in the opening frame.

Arkansas State continued its dominance in the second quarter by erupting for 34 consecutive points with all but one TD coming on the ground. David Oku scored his first of two TD's in the stanza on a two-yard scamper at 13:47 to give A-State a 21-0 lead after senior quarterback Adam Kennedy hooked up with running Michael Gordon on a 48-yard pass. Fredi Knighten broke through the UAPB defense on the ensuing play for a 79-yard gain to the UAPB one-yard line before netting the score on a one-yard keeper with 9:33 remaining. Oku would hit paydirt again for the sec-

ond time on a 17-yard rush as the Red Wolves extended their lead to 34-0.

UAPB's threatened to score midway thru the quarter as the Golden Lions moved the ball down to the A-State five-yard line, but turned the ball over on downs as quarterback Benjamin Anderson's pass on fourth down was incomplete. On the next A-State possession, Michael Gordon broke a tackle on the second play and outraced all defenders down the sideline for a 91-yard TD run to make it 41-0. The Red Wolves' final score before the half occurred with 2:09 left as Adam Kennedy connected with senior wideout Julian Jones on 22-yard TD pass play. Michael Gordon (102 yards) and Fredi Knighten (101 yards) combined for 203 rushing yards through the first half.

Arkansas State picked up right where it left off to start the second half as the Red Wolves scored two third-quarter TD runs by running back Sirgregory Thornton, covering six and 31 yards, respectively. UAPB, trailing 62-0, would get its first points of the game with 6:23 to go in the stanza as the Golden Lions' Jer-ryan Harris scored on a 37-yard fumble recovery. UAPB came back to score again in the frame on a 39-yard Tyler Strickland field goal with just over two minutes in the third to account for the final margin.

The Red Wolves generated a program fifth-best 509 rushing yards and averaged 8.9 yards per carry to account for the bulk of their 672 total offensive yardage. A-State also totaled 163 yards in passing. ASU's defense held UAPB in check by limiting the Golden Lions to 173 yards of total offense, which consisted of 12 rushing yards and 161 through the air.

Adam Kennedy was nine-of-12 in the air for 149 yards in his A-State debut as seven different receivers caught at least a pass. UAPB's Benjamin Anderson threw for 161 yards on 13-of-26 passing with Dezmond Beverly on the receiving end of six aerials for 113 yards.

Defensively for A-State, senior tackle Ryan Carrethers posted a team-high eight tackles while junior middle linebacker Qushaun Lee contributed seventackles. Jer-ryan Harris was tops for UAPB with a game-leading 14 tackles to go with his TD fumble recovery.

GAME 2

SEPT. 7, 2013 | JORDAN-HARE STADIUM: 83,246

Auburn 38, Arkansas State 9

Score by Quarters		1	2	3	4	Score
Arkansas State		3	0	6	0	9
Auburn		14	7	7	10	38

Team	Qtr	Time	Scoring play	Pys-Yds	TOP	Score
Auburn	1	11:37	Davis 8 yd reception	10-67	3:23	0-7
ASU	1	06:54	Davis 34 yd FG	14-58	4:43	3-7
Auburn	1	03:56	Grant 17 yd run	8-85	2:49	3-14
Auburn	2	02:20	Coates 68 yd reception	3-80	1:05	3-21
ASU	3	09:58	Davis 21 yd FG	11-71	4:56	6-21
ASU	3	07:53	Davis 42 yd FG	4-(-8)	0:58	9-21
Auburn	3	01:14	Mason 11 yd run	8-54	2:54	9-28
Auburn	4	08:46	Parkey 35 yd FG	11-62	5:12	9-31
Auburn	4	01:43	Artis-Payne 12 yd run	7-55	2:34	9-38

TEAM STATISTICS		
	ASU	Auburn
First Downs	24	23
Net yards rushing	150	301
Net yards passing	272	167
Passes Comp-Att-Int	29-41-0	11-19-0
Total Net Yards	422	468
Fumbles: Number-Lost	2-1	2-1
Penalties: Number-Yards	6-53	9-91
Possession Time	32:54	27:06
Third Down Conversions	8 of 18	7 of 14
Sacks By: Number-Yards	0-0	2-14

INDIVIDUAL STATISTICS

RUSHING: Arkansas State - Kennedy, Adam 12-74; Oku, David 16-48; Knighten, Fredi 4-24; McKissic, J.D. 1-12; Thornton, S. 2-minus 1; Gordon, Michael 4-minus 7. Auburn - C. Artis-Payne 19-102; Tre Mason 14-99; Nick Marshall 8-53; Corey Grant 7-40; J. Wallace 2-7. **PASSING:** Arkansas State - Kennedy, Adam 29-41-0-272. Auburn-Nick Marshall 10-17-0-147; TEAM 0-1-0-0; J. Wallace 1-1-0-20. **RECEIVING:** Arkansas State - Jones, Julian 7-29; Oku, David 6-70; Griswold, D. 5-46; Rains, Kenneth 3-36; McKissic, J.D. 2-45; Fleming, R.J. 2-14; Houston, Tres 1-9; Gordon, Michael 1-9; Muse, Allen 1-7; Thornton, S. 1-7. Auburn-Jay Prosch 3-31; Trovon Reed 2-24; Marcus Davis 2-23; Sammie Coates 1-68; Jaylon Denson 1-17; Tre Mason 1-6; Ricardo Louis 1-minus 2. **INTERCEPTIONS:** Arkansas State - None. Auburn-None. **FUMBLES:** Arkansas State - Oku, David 1-0; Kennedy, Adam 1-1. Auburn -Marcus Davis 1-0; Nick Marshall 1-1.

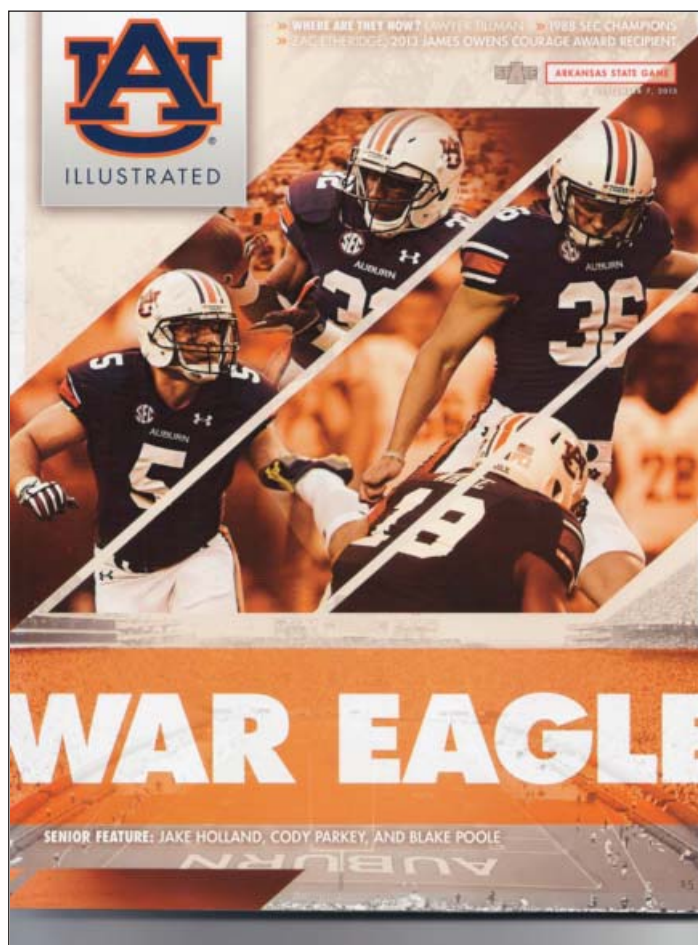
AUBURN, Ala. (9/7/13) – Arkansas State saw its nation's second-longest nine-game winning streak come to an end as the Red Wolves suffered a 38-9 loss to the Auburn Tigers in front of a crowd of 83,246 at AU's Jordan-Hare Stadium in Auburn, Ala.

Arkansas State, which is now 1-1 on the season, battled Auburn (2-0) the entire game but the Tigers controlled the play on both sides of the ball for the majority of the non-league contest. The A-State setback was the Red Wolves' first since a 26-13 home conference loss to Western Kentucky a season ago (9/29) and also snapped a four-game road winning streak.

Auburn started the game by scoring on its opening two possessions to claim a 14-3 lead with just under four minutes left in the first quarter. The Tigers stuck first at the 11:37 mark as quarterback Nick Marshall connected with wide receiver Marcus Davis on a third-down 18-yard scoring strike. A-State bounced back by tallying on its first possession as the Red Wolves marched 58 yards on 14 plays culminating in senior kicker Brian Davis' 34-yard field goal at 6:54 to make the score 7-3. A 16-yard pass from senior quarterback Adam Kennedy to sophomore tight end Darion Griswold highlighted the A-State's initial scoring drive.

On its next possession, Auburn found paydirt again when running back Corey Grant scampered 17 yards into the end zone putting the Tigers up 14-3 with 3:56 on the clock. A-State took the ensuing kickoff and would get into Auburn territory, which was aided by a 40-yard Kennedy pass completion to sophomore wide receiver J.D. McKissic. The Red Wolves' drive would stall at the AU 20-yard line on an unsuccessful fourth-and-one rush.

A-State was able to keep Auburn off the scoreboard until 2:20 remaining in the second quarter as the Tigers went up 21-3 following Nick Marshall's 68-yard TD pass to sophomore wide receiver Sammie Coates. At the half, the Red Wolves compiled 161 passing yards while the Tigers had



139 to go with 143 yards on the ground.

Trailing 21-3 at halftime, Arkansas State came out in the third quarter by scoring six unanswered points on a pair of Brian Davis field goals to close within 21-9. Davis booted a 21-yarder at 9:58 to finish an 11-play, 71-yard drive, which was set up on quarterback keepers of 28 yards by Kennedy and 17 yards from sophomore Fredi Knighten. Auburn would turn the ball over on its possession as A-State junior cornerback Artez Brown recovered a Nick Marshall fumble on a third-and-11 situation with under nine minutes to go at the AU 17-yard line and the Red Wolves would capitalize as Brian Davis made a 42-yard field goal with 7:53 left in the quarter. Auburn accounted for the final points of the stanza on an 11-yard TD run by running back Tre Mason with over a minute left to claim a 28-9 lead after three quarters.

In the fourth quarter, Auburn tacked on 10 more points with a field goal and a TD. Cody Parkey split the uprights from 35 yards out with 8:46 remaining and running back Cameron Artis-Payne, who ran for a game-high 102 yards, would score on a 12-yard run at 1:43 to wrap up the scoring.

A-State rolled up 24 first downs and 422 total offensive yards while Auburn had 23 first downs to go with 468 yards in total offense. Adam Kennedy led the Red Wolves with 74 rushing yards on 12 attempts to go with 29-of-41 in passing for 272 yards. Senior running back David Oku ran for 48 yards on 16 carries and had six receptions for 70 yards. Kennedy's favorite target was senior wideout Julian Jones, who caught a game-high seven passes for 29 yards. Darion Griswold totaled five grabs for 46 yards.

For Auburn, Nick Marshall threw for 147 yards and two TD's on 10-of-17 passing and also ran for 53 yards. Tre Mason chalked up 99 yards on the ground as the Tigers finished with 301 as a team.

Sophomore rover Chris Humes and junior free safety Sterling Young topped A-State defensively with 12 (nine solos) and 10 tackles (seven solos), respectively. Junior middle linebacker Qushaun Lee and senior nose tackle Ryan Carrethers contributed seven stops apiece. Cornerback Chris Davis' 10 tackles (seven solos) led Auburn defense, which limited Arkansas State to 150 rushing yards.

GAME 3

SEPT. 12, 2013 | LIBERTY BANK STADIUM: 26,012

Arkansas State 41, Troy 34

Score by Quarters		1	2	3	4	Score
Arkansas State		20	0	14	7	41
Troy		7	14	7	6	34

Team	Qtr	Time	Scoring play	Pys-Yds	TOP	Score
ASU	1	07:50	Muse 55 yd reception	4-68	1:26	7-0
ASU	1	06:31	Oku 2 yd run	3-45	0:31	13-0
Troy	1	04:38	Chunn 1 yd run	6-75	1:53	13-7
ASU	1	02:08	Oku 3 yd run	8-75	2:30	20-7
Troy	2	14:47	Anthony 2 yd run	7-80	2:13	20-14
Troy	2	00:06	Thomas 3 yd reception	7-43	1:27	20-21
ASU	3	08:35	Gordon 11 yd run	14-80	5:07	27-21
Troy	3	07:02	Holmes 58 yd reception	4-83	1:27	27-28
ASU	3	03:50	Gordon 64 yd run	1-64	0:10	34-28
Troy	4	12:18	Worthy 53 yd reception	7-80	2:29	34-34
ASU	4	03:56	Knighten 13 yd run	7-60	2:15	41-34

TEAM STATISTICS		
	ASU	Troy
First Downs	26	30
Net yards rushing	228	110
Net yards passing	311	504
Passes Comp-Att-Int	21-35-0	36-58-3
Total Net Yards	539	614
Fumbles: Number-Lost	0-0	1-0
Penalties: Number-Yards	9-70	3-30
Possession Time	26:35	33:25
Third Down Conversions	11 of 22	9 of 17
Sacks By: Number-Yards	2-18	2-7

INDIVIDUAL STATISTICS

RUSHING: TROY - Anthony, Deon 16-87; Chunn, Jordan 9-23; Burks, Brandon 9-20; White, Daron 1-minus 2; Robinson, Corey 2-minus 18. Arkansas State - Gordon, Michael 8-115; Oku, David 21-74; Knighten, Fredi 3-24; Kennedy, Adam 6-17; Thornton, S. 1-3; McKissic, J.D. 1-2; TEAM 3-minus 7. **PASSING:** TROY - Robinson, Corey 30-51-3-371; Anthony, Deon 5-6-0-110; Chitty, B.J. 1-1-0-23. Arkansas State - Kennedy, Adam 20-34-0-282; Houston, Tres 1-1-0-29. **RECEIVING:** TROY - Thomas, Eric 6-125; Holmes, Bryan 6-117; Burks, Brandon 6-31; Worthy, C. 4-95; Anthony, Deon 3-37; Chitty, B.J. 3-18; Edenfield, K.D. 2-26; Payton, Felton 2-16; Van Hooser, W. 1-20; Williams, Chris 1-12; Lee, Jarod 1-4; Chunn, Jordan 1-3. Arkansas State - Jones, Julian 8-65; Muse, Allen 6-158; Houston, Tres 3-12; Griswold, D. 2-40; McKissic, J.D. 1-28; Oku, David 1-8. **INTERCEPTIONS:** TROY - None. Arkansas State - Jackson, F. 1-19; Hays, Rocky 1-0; Draper, Amos 1-0. **FUMBLES:** TROY - Burks, Brandon 1-1. Arkansas State - None.



JONESBORO, Ark. (9/12/13) – A 13-yard touchdown run by Arkansas State's Fredi Knighten with just under four minutes remaining coupled with four Troy turnovers led the Red Wolves to a 41-34 Sun Belt Conference (SBC) opening win over Troy this Thursday night (Sept. 12) in front of 26,012 fans at A-State's Liberty Bank Stadium in Jonesboro, Ark.

Arkansas State (2-1; 1-0 SBC) bolted out to a 20-7 first-quarter lead in the ESPN televised contest before Troy (2-1, 0-1 SBC) answered by scoring 14 straight second-quarter points to lead 21-20 at the half. The second half featured three lead changes with the Red Wolves snapping a 34-all deadlock late in the game to win their eighth consecutive conference outing dating back to last season.

Troy would have the game's first scoring chance, but was able to cash in as kicker Will Scott's field goal attempt from 49 yards out fell short. The Red Wolves took possession on their 32-yard line and moved the ball down the field to the A-State 45-yard line before senior quarterback Adam Kennedy lofted a pass toward the right sideline into the hands of senior wide receiver Allen Muse for a 55-yard touchdown at 7:50 to cap a four-play, 68-yard scoring drive. A-State would increase its lead to 13-0 as senior running back David Oku found the end zone on a two-yard slant with 6:31 left in the opening quarter, finishing a 45-yard drive covering three plays. A 29-yard halfback pass from sophomore wideout Tres Houston to sophomore tight end Darion Griswold followed by a 14-yard Oku rush set up the A-State's second score after senior defensive tackle Amos Draper intercepted Troy quarterback Corey Robinson's pass, which was initially tipped at the line of scrimmage by senior defensive tackle Dexter Blackmon.

The Trojans rallied on their next possession, cutting A-State's lead to 13-7 as running back Jordan Chunn tallied on a one-yard TD plunge with 4:38 remaining in the first quarter. However, the Red Wolves would get erase those Troy points as David Oku lined up as quarterback in the Wildcat formation and outraced the Troy defenders to the goal line for a three-yard score to cap a 75-yard drive putting the hosts up 20-7 at the quarter's 2:08 mark. A 43-yard Adam Kennedy aerial to Allen Muse on the previous play set up the A-State touchdown as the hosts lead by 13 (20-7) after 15 minutes of action.

A two-yard TD keeper by backup signal-caller Deon Anthony 13 seconds into the second quarter narrowed Troy's deficit to 20-14, which was aided by an A-State pass interference call giving the Trojans a first-and-goal situation at the two-yard line. A-State maintained the lead until six seconds left in the stanza when Robinson connected with wide receiver Eric Thomas on a three-yard TD pass to claim a 21-20 halftime advantage. The Trojans received the ball with 1:33 left in the quarter and proceeded to march 43 yards in seven plays culminating in the score.

Arkansas State regained the lead in the third quarter at 27-21 as sophomore running back Michael Gordon took a David Oku handoff in the Wildcat formation and dashed 11 yards to paydirt at the 8:35 mark to conclude a 14-play, 80-yard drive. But Troy would strike back less than

two minutes later as Corey Robinson hooked up with wide receiver Bryan Holmes on a 58-yard strike as the Trojans took a 28-27 lead with 7:02 on the clock. The Red Wolves would erase the deficit on one play, a 64-yard TD run by Michael Gordon as the hosts would go back out in front 34-28. Gordon netted his second TD of the night as A-State's blockers created an opening in Troy's interior line as Gordon ran untouched into the end zone with 3:50 left on the board.

Troy managed to tie the contest at 34-apiece with 12:18 to be played as Deon Anthony hit wideout Chandler Worthy on a 53-yard scoring pass, but the Red Wolves caught a break as Will Scott missed the extra-point attempt. On the ensuing possession, A-State went three and out as Troy gained the ball at its own 18-yard line and drove into Red Wolves' territory to the ASU 43 before sophomore cornerback Rocky Hayes picked off a Corey Robinson pass at the A-State 40-yard line. The Red Wolves proceeded to capitalize on another of Troy's four turnovers in the contest as Fredi Knighten, a sophomore, recorded the game-winning score on a 13-yard quarterback keeper with 3:56 left to be played. Troy would use up most of the time remaining, starting from its 25-yard line and moving the ball all the way down to the A-State 26 to potentially create a scoring opportunity. But, the A-State defense rose to the occasion once again as junior Frankie Jackson intercepted Robinson at the six-yard line and returned the ball to the Red Wolves' 25-yard line as the home team ran off the final 55 seconds.

The conference opener featured a combined 1,153 yards in total offense as Troy racked up 614 of those yards to A-State's 539-yards output. The Red Wolves produced 228 yards on the ground and 311 in the air while the Trojans garnered 504 passing yards to go with 110 rushing yards. Individually, Adam Kennedy completed 20-of-34 for 282 yards and a TD with senior wide receiver Julian Jones catching a game-high eight for 65 yards. Allen Muse turned in his best performance at A-State by amassing 158 receiving yards on six grabs. Michael Gordon paced the Red Wolves' ground assault with a game-leading 115 rushing yards and two TD's on eight carries while David Oku ran for 74 along with two TD's on 21 attempts. For Troy, Corey Robinson passed for 371 yards and a pair of TD's on 30-of-51 passing but threw two interceptions. The Trojans' other quarterback, Deon Anthony was five-of-six for 110 yards and a TD. Eric Thomas and Bryan Holmes were both on the receiving end of six passes for 125 and 117 yards, respectively.

Defensively, junior linebacker Qushaun Lee's 12 tackles (six solos) led all players. Senior defensive end Eddie Porter notched eight stops and a fumble recovery while senior defensive tackle Ryan Carrethers, junior linebacker Kyle Coleman, and sophomore rover Chris Humes had seven tackles apiece. Amos Draper, Rocky Hayes, and Frankie Jackson all collected a pass theft.

GAME 4

SEPT. 21, 2013 | LIBERTY BOWL MEMORIAL STADIUM: 36,279
Memphis 31, Arkansas State 7

Score by Quarters		1	2	3	4	Score
Arkansas State		7	0	0	0	7
Memphis		14	10	7	0	31

Team	Qtr	Time	Scoring play	Pys-Yds	TOP	Score
Memphis	1	12:01	Hayes 6 yd run	7-77	2:59	0-7
Memphis	1	06:39	Lynch 6 yd reception	5-36	1:35	0-14
ASU	1	05:03	McKissic 15 yd reception	6-59	1:28	7-14
Memphis	2	09:52	Elliot 23 yd field goal	6-79	2:24	7-17
Memphis	2	05:25	Craft 5 yd run	4-34	2:12	7-24
Memphis	3	02:15	Warford 16 yd run	8-69	4:31	7-31

TEAM STATISTICS		
	ASU	Memphis
First Downs	17	23
Net yards rushing	74	329
Net yards passing	176	181
Passes Comp-Att-Int	22-39-1	17-26-0
Total Net Yards	255	505
Fumbles: Number-Lost	0-0	1-1
Penalties: Number-Yards	5-50	4-40
Possession Time	24:20	35:40
Third Down Conversions	4 of 15	6 of 14
Sacks By: Number-Yards	1-8	7-31

INDIVIDUAL STATISTICS

RUSHING: Arkansas State - Oku, David 12-45; Kennedy, Adam 16-24; Gordon, Michael 2-9; Knighten, Fredi 1-minus 4. Memphis - WARFORD, Marqui 11-173; HAYES, Brandon 18-114; DORCEUS, Dorola 5-24; LYNCH, Paxton 4-14; STEIB, Jai 3-8; TEAM 1-minus 1; CRAFT, Sam 3-minus 3. **PASSING:** Arkansas State-Kennedy, Adam 20-37-1-166; Knighten, Fredi 2-2-0-15. Memphis-LYNCH, Paxton 17-26-0-176; CRAFT, Sam 0-0-0-0. **RECEIVING:** Arkansas State - Jones, Julian 6-59; McKissic, J.D. 5-23; Muse, Allen 3-29; Gordon, Michael 2-20; Oku, David 2-15; Griswold, D. 1-20; Rains, Kenneth 1-13; Fleming, R.J. 1-6; Hays, Rocky 1-minus 4. Memphis - CRAFT, Sam 3-32; CROSS, Alan 3-19; FRAZIER, Mose 2-35; HURD, Daniel 2-32; WARFORD, Marqui 2-6; CRAIG, Joe 1-27; MALONE, Keiwone 1-14; MILLESON, Jesse 1-6; JONES, Tevin 1-3; HAYES, Brandon 1-2. **INTERCEPTIONS:** Arkansas State - None. Memphis - MCCAIN, Bobby 1-0. **FUMBLES:** Arkansas State - None. Memphis-WARFORD, Marqui 1-1.

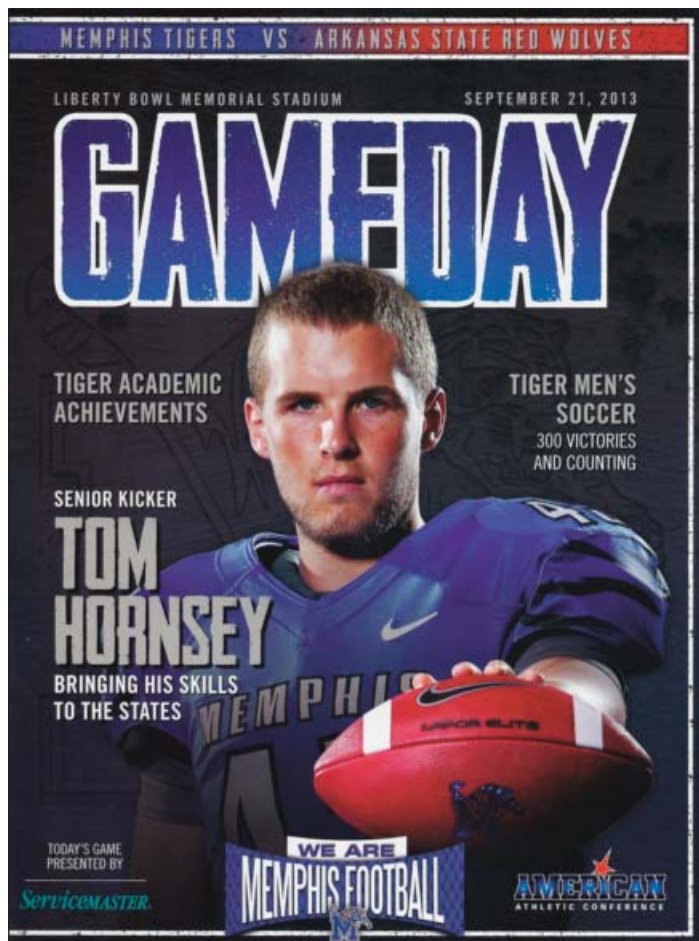
Memphis, Tenn. (9/21/13) – A quick start by Memphis with a 24-point output in the first half fueled the Tigers to a 31-7 win over Arkansas State at the Liberty Bowl Memorial Stadium.

Memphis scored on both its first two possessions of the contest to build up a 24-7 halftime advantage in a rivalry matchup before a crowd of 36,279 fans.

With the loss, A-State fell to 2-2 overall while Memphis picked up its first win of the season in improving its overall record to 1-2. The Red Wolves came into the game having won four of the last five series meetings and hadn't lost to the Tigers since 2008 with a 29-17 setback at Memphis.

The opening quarter saw Memphis score on its first two possessions with a pair of touchdowns to take a 14-0 lead eight minutes into the game. A six-yard TD run by senior running back Brandon Hayes put Memphis up 7-0 at the 12:01 mark and the Tigers would hit paydirt again on their next possession as a result of freshman quarterback Paxton Lynch hooking up with sophomore tight end Alan Cross for a six-yard TD scoring strike. Arkansas State sliced Memphis' lead in half at 14-7 on its next possession as sophomore wide receiver J.D. McKissic caught a 15-yard pass from sophomore quarterback Fredi Knighten and vaulted from four yards out into the Tigers' end zone followed by senior kicker Brian Davis' successful point after kick with 5:03 to go in the quarter. The A-State scoring drive took six plays and covered 59 yards. Three straight pass completions from senior quarterback Adam Kennedy to senior wideout Julian Jones, including the first of 22 yards, along with a 38-yard kickoff J.D. McKissic return help set up the Red Wolves' lone first-half score.

Memphis maintained the upper hand against A-State in the second quarter as the Tigers accounted for all of the stanza's scoring with 10 unanswered points to lead 24-7 at halftime. The Tigers' points came on freshman kicker Jake Elliot's 23-yard field goal with 9:52 left in the half and a five-yard TD run from freshman back Sam Craft at the 5:25 mark.



In the second half, Memphis tallied the game's final points as the Tigers increased their margin to 24 points (31-7) with 2:15 remaining in the third quarter following freshman running back Marquis Warford's 16-yard touchdown run.

Overall, Memphis rolled up 505 yards of total offense with 329 coming on the ground while Arkansas State produced 255 yards, 181 yards in passing and 74 in rushing. Adam Kennedy completed 20-of-37 balls and one TD for 166 yards despite facing constant pressure by the Tigers throughout the contest. A-State's Julian Jones caught six passes for 59 yards in the game to lead all receivers. For Memphis, Paxton Lynch hit on 17-for-26 of his passes for 176 yards while the Tigers also featured a pair of 100-yard rushers in the game, Marquis Warford with 173 yards on 11 carries and Brandon Hayes with 18 rush attempts for 114 yards. Both also recorded a touchdown in the non-league decision as the hosts converted five-of-seven chances in the redzone.

Freshman linebacker Xavier Woodson paced Arkansas State with nine tackles (five solos). Junior free safety Sterling Young finished with seven stops (seven solos) and had a fumble recover while sophomore cornerback Rocky Hayes (five solos) and sophomore rover Chris Humes (four solos) also supplied seven tackles apiece. Junior defensive end Martin Ifedi spearheaded the Memphis defense with a game-high 10 tackles (seven solos), including 2.5 sacks for 11 yards and 4.5 tackles for loss. Memphis finished with seven sacks for 31 yards in addition to three quarterback hurries and two pass breakups.

A bright spot for A-State was sophomore Luke Ferguson, who punted five times for 231 yards to post a 46.2 yards average which also included a long of 58 yards.

GAME 5

SEPT. 28, 2013 | FAUROT FIELD: 62,468

Missouri 41, Arkansas State 19

Score by Quarters		1	2	3	4	Score
Arkansas State		6	7	3	3	19
Missouri		7	7	6	21	41

Team	Qtr	Time	Scoring play	Pys-Yds	TOP	Score
ASU	1	10:41	Davis 41 yd field goal	9-46	3:34	3-0
ASU	1	03:35	Davis 21 yd field goal	10-76	3:30	6-0
Mizzou	1	02:00	Murphy 8 yd run	5-75	1:35	6-7
Mizzou	2	11:57	Green-Beckham 68 yd rec.	3-80	1:31	6-14
ASU	2	05:20	Jones 17 yd reception	11-56	5:33	13-14
ASU	3	11:31	Davis 44 yd field goal	9-48	3:29	16-14
Mizzou	3	03:39	Washington 5 yd rece.	9-94	6:35	16-20
Mizzou	4	13:25	Josey 1 yd run	9-87	3:18	16-27
ASU	4	07:31	Davis 33 yd field goal	14-59	5:54	19-27
Mizzou	4	05:06	Franklin 9 yd run	6-67	2:17	19-34
Mizzou	4	02:56	Green-Beckham 5 yd rec.	3-21	1:25	19-41

TEAM STATISTICS		
	ASU	Missouri
First Downs	25	23
Net yards rushing	117	239
Net yards passing	308	256
Passes Comp-Att-Int	37-47-1	21-30-0
Total Net Yards	425	495
Fumbles: Number-Lost	1-0	1-1
Penalties: Number-Yards	10-70	3-21
Possession Time	34:12	25:48
Third Down Conversions	10 of 20	3 of 7
Sacks By: Number-Yards	1-3	5-23

INDIVIDUAL STATISTICS

RUSHING: Arkansas State - McKissic, J.D. 4-36; Oku, David 19-36; Kennedy, Adam 12-26; Thornton, S. 5-21; Knighten, Fredi 1-minus 2. Missouri-Hansbrough, Rus 8-96; Josey, Henry 6-52; Murphy, Marcus 6-45; Franklin, James 5-33; Steward, Morgan 2-14; TEAM 1-minus 1.

PASSING: Arkansas State - Kennedy, Adam 37-46-1-318; Knighten, Fredi 0-1-0-0. Missouri - Franklin, James 21-30-0-256.

RECEIVING: Arkansas State - McKissic, J.D. 15-117; Jones, Julian 10-136; Thornton, S. 3-27; Griswold, D. 3-21; Oku, David 3-minus 10; Fleming, R.J. 1-14; Rains, Kenneth 1-8; Muse, Allen 1-5. Missouri - Washington, L'D 6-67; Green-Beckham, 4-95; Lucas, Marcus 4-40; Sasser, Bud 3-22; Hunt, Jimmie 2-13; White, Darius 1-12; Josey, Henry 1-7.

INTERCEPTIONS: Arkansas State - None. Missouri-Gaines, E.J. 1-0.

FUMBLES: Arkansas State - Kennedy, Adam 1-0. Missouri - Murphy, Marcus 1-1.

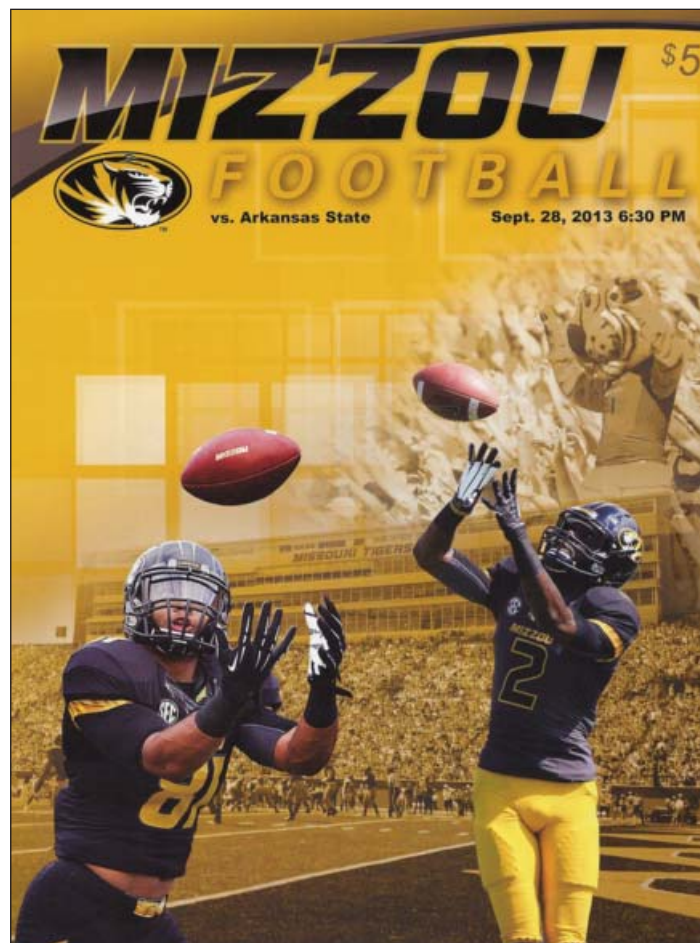
Columbia, Mo. (9/28/13) – A 21-point fourth quarter by Missouri proved to be difference as the Tigers handed Arkansas State a 41-19 loss at Faurot Field at Memorial Stadium in Columbia, Mo.

Arkansas State, which fell to 2-3 overall on the season, battled 4-0 Missouri throughout the first three quarters of the non-conference contest in front of 62,468 fans. The Red Wolves were behind only one point at halftime (14-13) and trailed by four points (20-16) after three quarters before Mizzou reeled off three fourth-quarter touchdowns.

The game featured productive offensive numbers as both teams eclipsed 400-yards in total offense as Arkansas State generated 425 yards while Missouri chalked up a 495-yards total. Individually, sophomore wide receiver J.D. McKissic set a school-record with 15 receptions for 117 yards while senior quarterback Adam Kennedy's 37 completions equaled an A-State single-game mark. Kennedy would finish the night throwing for 308 yards on 46 pass attempts.

A pair of field goals by senior kicker Brian Davis gave Arkansas State an early 6-0 lead, but Missouri erased the deficit on a touchdown two minutes left in the opening frame to go up 7-6. A-State turned its opening possession until a successful one as Davis' first field goal from 41 yards at 10:41 capped a nine-play, 46-yard scoring drive, which was highlighted by J.D. McKissic's 32-yard run on a misdirection play. A 21-yard Davis field goal with 3:35 remaining in the first quarter added to A-State's margin as the Red Wolves marched 76 yards in 10 plays. The A-State drive was aided by a 15-yard Mizzou personal foul infraction following a four-yard completion from senior quarterback Adam Kennedy to J.D. McKissic. Mizzou's lone first-quarter score came 1:35 later via tailback Marcus Murphy's eight-yard run.

Missouri upped its lead to 14-6 at the second quarter's 11:57 mark when quarterback James Franklin threw a 68-yard scoring strike to wide receiver Donal Green-Beckham. However, the Red Wolves managed to pull back to within a single point at 14-13 as senior wide out Julian Jones outmuscled a Mizzou defender for the ball in the end zone for a 17-yard TD reception on a Kennedy pass to complete an 11-play, 56-yard drive. The score was set up as senior defensive tackle Darius Dunaway forced a fumble which junior linebacker Kyle Coleman re-



covered at the A-State 44-yard marker. A-State forced the Tigers into a three and out on their next possession and started out at its own three-yard line. The Red Wolves were able to move the ball all the way down to the Mizzou one-yard line, but the Tigers' defense made back-to-back goal-line-stands. Following its final timeout, A-State's David Oku was stuffed at the line of scrimmage on a second-and-goal attempt. Mizzou would thwart the Red Wolves' final attempt to get into the end zone on the opening half's final play as Oku was tackled for a 22-yard loss on a pass reception as time expired.

Arkansas State regained the lead early the third quarter as Brian Davis booted his third field goal of the game at 11:31 on a 44-yarder to wrap up a 48-yard, nine-play Red Wolves' scoring drive. The score remained that way until 3:39 left in the quarter when Mizzou went back on top 20-16 as James Franklin hit wide receiver L'Damian Washington on a five-yard TD pass. The Tigers' two-point conversion attempt failed as Franklin's pass was intercepted by junior cornerback Artez Brown in the end zone.

Mizzou put the game out of reach in the fourth quarter as the Tigers outscored the Red Wolves 21-3 in the final 15 minutes. A one-yard TD run by running back Henry Josey with 13:25 left gave Mizzou a 27-16 lead. A-State would close to 27-19 as Brian Davis split the uprights for the fourth time on the night with a 33-yard field goal at 7:31 to cap a 14-play, 59-yard drive. However, the Tigers would net a pair of TD's to close out the scoring as James Franklin scored on a nine-yard keeper just over five minutes to go and then tossed a five-yard TD aerial to Donal Green-Beckham with 2:56 left on the scoreboard.

The Red Wolves, who generated 25 first downs to Mizzou's 23 in the game, compiled 308 yards passing and 117 yards on the ground. The Tigers ran for 239 yards to go with 256 yards in the air. Individually for A-State, Julian Jones contributed 136 receiving yards on 10 grabs. Mizzou was led by James Franklin, who completed 20-of-29 passes for 255 yards, which included six to L'Damian Washington for 67 yards and four to Donal Green-Beckham for 95 yards. Tailback Russell Hansbrough rushed for 96 yards on eight carries to lead all rushers.

Leading the way for the A-State defense was junior linebacker Qushaun Lee, who totaled seven tackles (four solos) and Kyle Coleman contributed six tackles to go with a fumble recovery. Mizzou middle linebacker Andrew Wilson made a game-high 17 tackles (eight solos).

Arkansas State Game Results (as of Sep 30, 2013)
All games

Date	Opponent		Score	Overall	Conference	Time	Attend
Aug 31, 2013	UAPB	W	62-11	1-0	0-0	3:13	30451
Sep 07, 2013	at Auburn	L	9-38	1-1	0-0	3:15	83246
* Sep 12, 2013	TROY	W	41-34	2-1	1-0	3:59	26012
Sep 21, 2013	at Memphis	L	7-31	2-2	1-0	2:49	36279
Sep 28, 2013	at Missouri	L	19-41	2-3	1-0	3:21	62468

Arkansas State Combined Team Statistics (as of Sep 30, 2013)

All games

Date	Opponent	Score	Att.
Aug 31, 201	UAPB	W 62-11	30451
Sep 07, 201	at Auburn	L 9-38	83246
* Sep 12, 201	TROY	W 41-34	26012
Sep 21, 201	at Memphis	L 7-31	36279
Sep 28, 201	at Missouri	L 19-41	62468

Record:	Overall	Home	Away	Neutral
All games	2-3	2-0	0-3	0-0
Conference	1-0	1-0	0-0	0-0
Non-Conference	1-3	1-0	0-3	0-0

Team Statistics	ASU	OPP
FIRST DOWNS	117	107
Rushing	54	51
Passing	59	48
Penalty	4	8
RUSHING YARDAGE	1066	991
Rushing Attempts	210	191
Average Per Rush	5.1	5.2
Average Per Game	213.2	198.2
TDs Rushing	13	11
PASSING YARDAGE	1257	1264
Comp-Att-Int	120-176-2	98-160-3
Average Per Pass	7.1	7.9
Average Per Catch	10.5	12.9
Average Per Game	251.4	252.8
TDs Passing	4	9
TOTAL OFFENSE	2323	2255
Average Per Play	6.0	6.4
Average Per Game	464.6	451.0
KICK RETURNS: #-Yards	11-235	18-318
PUNT RETURNS: #-Yards	6-33	9-89
INT RETURNS: #-Yards	3-19	2-0
FUMBLES-LOST	6-3	8-5
PENALTIES-Yards	32-258	27-230
PUNTS-AVG	25-42.3	26-43.5
TIME OF POSSESSION/G	29:28	30:32
3RD-DOWN Conversions	40/82	28/72
4TH-DOWN Conversions	0/8	3/8

Interceptions	no.	yds	avg	td	lg
Draper, Amos	1	0	0.0	0	0
Jackson, F.	1	19	19.0	0	19
Hays, Rocky	1	0	0.0	0	0

Punting	no.	yds	avg	lg	tb	fc	i20	50+	blk
Jones, Paul	13	502	38.6	53	4	4	4	2	0
Ferguson, Luke	12	555	46.2	63	1	1	3	4	0

Punt Returns	no.	yds	avg	td	lg
McKissic, J.D.	4	25	6.2	0	16
Fleming, R.J.	2	8	4.0	0	8
Total	6	33	5.5	0	16
Opponents	9	89	9.9	0	31

Kick Returns	no.	yds	avg	td	lg
McKissic, J.D.	8	185	23.1	0	38
Gordon, Michael	2	25	12.5	0	15
Jones, Julian	1	25	25.0	0	25
Total	11	235	21.4	0	38
Opponents	18	318	17.7	0	35

All Purpose	g	rush	rcv	pr	kr	ir	total	avg/g
McKissic, J.D.	5	60	228	25	185	0	498	99.6
Oku, David	5	327	83	0	0	0	410	82.0
Jones, Julian	5	0	334	0	25	0	359	71.8
Gordon, Mich	4	219	77	0	25	0	321	80.2
Muse, Allen	5	0	212	0	0	0	212	42.4
Total	5	1066	1257	33	235	19	2610	522.0
Opponents	5	991	1264	89	318	0	2662	532.4

Total Offense	g	plays	rush	pass	total	avg/g
Kennedy, Adam	5	217	141	1199	1340	268.0
Oku, David	5	84	327	0	327	65.4
Gordon, Michael	4	18	219	0	219	54.8
Knighten, Fredi	5	15	143	15	158	31.6
Thornton, S.	5	17	135	0	135	27.0
Total	5	386	1066	1257	2323	464.6
Opponents	5	351	991	1264	2255	451.0

Rushing	g	att	gain	loss	net	avg	td	lg	avg/g
Oku, David	5	84	365	38	327	3.9	4	23	65.4
Gordon, Michael	4	18	227	8	219	12.2	3	91	54.8
Knighten, Fredi	5	12	150	7	143	11.9	3	79	28.6
Kennedy, Adam	5	46	216	75	141	3.1	0	28	28.2
Thornton, S.	5	17	136	1	135	7.9	2	31	27.0
McKissic, J.D.	5	8	62	2	60	7.5	1	32	12.0
Walker, Marquis	1	11	36	2	34	3.1	0	14	34.0
Daniels, K.	1	7	22	1	21	3.0	0	6	21.0
Butterfield, P.	1	1	0	0	0	0.0	0	0	0.0
TEAM	2	6	0	14	-14	-2.3	0	0	-7.0
Total	5	210	1214	148	1066	5.1	13	91	213.2
Opponents	5	191	1124	133	991	5.2	11	63	198.2

Passing	g	effic	comp	att	int	pct	yds	td	lg	avg/g
Kennedy, Adam	5	130.18	116	171	2	67.8	1199	3	55	239.8
Knighten, Fredi	5	218.67	2	3	0	66.7	15	1	15	3.0
Butterfield, P.	1	217.60	1	1	0	100.	14	0	14	14.0
Houston, Tres	4	343.60	1	1	0	100.	29	0	29	7.2
Total	5	133.40	120	176	2	68.2	1257	4	55	251.4
Opponents	5	142.42	98	160	3	61.2	1264	9	68	252.8

Receiving	g	no.	yds	avg	td	lg	avg/g
Jones, Julian	5	33	334	10.1	2	37	66.8
McKissic, J.D.	5	26	228	8.8	1	40	45.6
Muse, Allen	5	12	212	17.7	1	55	42.4
Griswold, D.	5	12	141	11.8	0	29	28.2
Oku, David	5	12	83	6.9	0	30	16.6
Rains, Kenneth	5	6	66	11.0	0	25	13.2
Fleming, R.J.	5	6	65	10.8	0	17	13.0
Gordon, Michael	4	4	77	19.2	0	48	19.2
Thornton, S.	5	4	34	8.5	0	17	6.8
Houston, Tres	4	4	21	5.2	0	9	5.2
Hays, Rocky	4	1	-4	-4.0	0	0	-1.0
Total	5	120	1257	10.5	4	55	251.4
Opponents	5	98	1264	12.9	9	68	252.8

Field Goals	fg	pct.	01-19	20-29	30-39	40-49	50-99	lg	blk
Davis, Brian	7-7	100.	0-0	2-2	2-2	3-3	0-0	44	0

Scoring	td	fg	PAT				dpx	saf	pts
			kick	rush	rcv	pass			
Davis, Brian	-	7-7	15-16	-	-	-	-	-	36
Oku, David	4	-	-	-	-	-	-	-	24
Gordon, Michael	3	-	-	-	-	-	-	-	18
Knighten, Fredi	3	-	-	-	-	0-1	-	-	18
Thornton, S.	2	-	-	-	-	-	-	-	12
McKissic, J.D.	2	-	-	-	-	-	-	-	12
Jones, Julian	2	-	-	-	-	-	-	-	12
Muse, Allen	1	-	-	-	-	-	-	-	6
Total	17	7-7	15-16	-	-	0-1	-	-	138
Opponents	21	3-5	18-19	1-1	-	0-1	-	-	155

Score by Quarters	1st	2nd	3rd	4th	OT	Total
Arkansas State	50	41	37	10	0	138
Opponents	42	38	38	37	0	155

##	Defensive Leaders	gp	Tackles				Sacks no-yds	Pass defense			Fumbles		blkd	
			ua	a	tot	tfl/yds		int-yds	brup	qbh	rcv-yds	ff	kick	saf
48	Lee, Oushaun	5	21	18	39	2.0-9	1-4	.	2	1	.	2	.	.
98	Carrethers, R.	5	18	13	31	4.0-17	3-15
29	Humes, Chris	5	19	11	30	3.0-14	1-8	.	1
11	Young, Sterling	5	18	10	28	1.0-3	1-1	.	.	.
5B	Coleman, Kyle	5	11	9	20	1-0	.	.	.

Arkansas State Overall Team Statistics (as of Sep 30, 2013)
All games

Team Statistics	ASU	OPP
SCORING	138	155
Points Per Game	27.6	31.0
FIRST DOWNS	117	107
Rushing	54	51
Passing	59	48
Penalty	4	8
RUSHING YARDAGE	1066	991
Yards gained rushing	1214	1124
Yards lost rushing	148	133
Rushing Attempts	210	191
Average Per Rush	5.1	5.2
Average Per Game	213.2	198.2
TDs Rushing	13	11
PASSING YARDAGE	1257	1264
Comp-Att-Int	120-176-2	98-160-3
Average Per Pass	7.1	7.9
Average Per Catch	10.5	12.9
Average Per Game	251.4	252.8
TDs Passing	4	9
TOTAL OFFENSE	2323	2255
Total Plays	386	351
Average Per Play	6.0	6.4
Average Per Game	464.6	451.0
KICK RETURNS: #-Yards	11-235	18-318
PUNT RETURNS: #-Yards	6-33	9-89
INT RETURNS: #-Yards	3-19	2-0
KICK RETURN AVERAGE	21.4	17.7
PUNT RETURN AVERAGE	5.5	9.9
INT RETURN AVERAGE	6.3	0.0
FUMBLES-LOST	6-3	8-5
PENALTIES-Yards	32-258	27-230
Average Per Game	51.6	46.0
PUNTS-Yards	25-1057	26-1132
Average Per Punt	42.3	43.5
Net punt average	34.7	40.0
KICKOFFS-Yards	30-1773	29-1811
Average Per Kick	59.1	62.4
Net kick average	39.3	40.6
TIME OF POSSESSION/Game	29:28	30:32
3RD-DOWN Conversions	40/82	28/72
3rd-Down Pct	49%	39%
4TH-DOWN Conversions	0/8	3/8
4th-Down Pct	0%	38%
SACKS BY-Yards	10-75	16-75
MISC YARDS	0	0
TOUCHDOWNS SCORED	17	21
FIELD GOALS-ATTEMPTS	7-7	3-5
ON-SIDE KICKS	0-0	0-0
RED-ZONE SCORES	(17-20) 85%	(19-25) 76%
RED-ZONE TOUCHDOWNS	(11-20) 55%	(16-25) 64%
PAT-ATTEMPTS	(15-16) 94%	(18-19) 95%
ATTENDANCE	56463	181993
Games/Avg Per Game	2/28232	3/60664
Neutral Site Games		0/0

Score by Quarters	1st	2nd	3rd	4th	OT	Total
Arkansas State	50	41	37	10	0	138
Opponents	42	38	38	37	0	155

Arkansas State Overall Individual Statistics (as of Sep 30, 2013)
All games

Rushing	g	att	gain	loss	net	avg	td	lg	avg/g
Oku, David	5	84	365	38	327	3.9	4	23	65.4
Gordon, Michael	4	18	227	8	219	12.2	3	91	54.8
Knighten, Fredi	5	12	150	7	143	11.9	3	79	28.6
Kennedy, Adam	5	46	216	75	141	3.1	0	28	28.2
Thornton, S.	5	17	136	1	135	7.9	2	31	27.0
McKissic, J.D.	5	8	62	2	60	7.5	1	32	12.0
Walker, Marquis	1	11	36	2	34	3.1	0	14	34.0
Daniels, K.	1	7	22	1	21	3.0	0	6	21.0
Butterfield, P.	1	1	0	0	0	0.0	0	0	0.0
TEAM	2	6	0	14	-14	-2.3	0	0	-7.0
Total	5	210	1214	148	1066	5.1	13	91	213.2
Opponents	5	191	1124	133	991	5.2	11	63	198.2

Passing	g	effic	comp	att	in	pct	yds	td	lg	avg/g
Kennedy, Adam	5	130.18	116	171	2	67.8	1199	3	55	239.8
Knighten, Fredi	5	218.67	2	3	0	66.7	15	1	15	3.0
Butterfield, P.	1	217.60	1	1	0	100.	14	0	14	14.0
Houston, Tres	4	343.60	1	1	0	100.	29	0	29	7.2
Total	5	133.40	120	176	2	68.2	1257	4	55	251.4
Opponents	5	142.42	98	160	3	61.2	1264	9	68	252.8

Receiving	g	no.	yds	avg	td	lg	avg/g
Jones, Julian	5	33	334	10.1	2	37	66.8
McKissic, J.D.	5	26	228	8.8	1	40	45.6
Muse, Allen	5	12	212	17.7	1	55	42.4
Griswold, D.	5	12	141	11.8	0	29	28.2
Oku, David	5	12	83	6.9	0	30	16.6
Rains, Kenneth	5	6	66	11.0	0	25	13.2
Fleming, R.J.	5	6	65	10.8	0	17	13.0
Gordon, Michael	4	4	77	19.2	0	48	19.2
Thornton, S.	5	4	34	8.5	0	17	6.8
Houston, Tres	4	4	21	5.2	0	9	5.2
Hays, Rocky	4	1	-4	-4.0	0	0	-1.0
Total	5	120	1257	10.5	4	55	251.4
Opponents	5	98	1264	12.9	9	68	252.8

Punt Returns	no.	yds	avg	td	lg
McKissic, J.D.	4	25	6.2	0	16
Fleming, R.J.	2	8	4.0	0	8
Total	6	33	5.5	0	16
Opponents	9	89	9.9	0	31

Interceptions	no.	yds	avg	td	lg
Hays, Rocky	1	0	0.0	0	0
Jackson, F.	1	19	19.0	0	19
Draper, Amos	1	0	0.0	0	0
Total	3	19	6.3	0	19
Opponents	2	0	0.0	0	0

Kick Returns	no.	yds	avg	td	lg
McKissic, J.D.	8	185	23.1	0	38
Gordon, Michael	2	25	12.5	0	15
Jones, Julian	1	25	25.0	0	25
Total	11	235	21.4	0	38
Opponents	18	318	17.7	0	35

Fumble Returns	no.	yds	avg	td	lg
Young, Sterling	1	1	1.0	0	1
Total	1	1	1.0	0	1
Opponents	1	37	37.0	1	37

Arkansas State Overall Individual Statistics (as of Sep 30, 2013)
All games

Scoring	td	fg	PAT				dx	saf	pts
			kick	rush	rcv	pass			
Davis, Brian	-	7-7	15-16	-	-	-	-	-	36
Oku, David	4	-	-	-	-	-	-	-	24
Gordon, Michael	3	-	-	-	-	-	-	-	18
Knighten, Fredi	3	-	-	-	-	0-1	-	-	18
Jones, Julian	2	-	-	-	-	-	-	-	12
Thornton, S.	2	-	-	-	-	-	-	-	12
McKissic, J.D.	2	-	-	-	-	-	-	-	12
Muse, Allen	1	-	-	-	-	-	-	-	6
Total	17	7-7	15-16	-	-	0-1	-	-	138
Opponents	21	3-5	18-19	1-1	-	0-1	-	-	155

Total Offense	g	plays	rush	pass	total	avg/g
Kennedy, Adam	5	217	141	1199	1340	268.0
Oku, David	5	84	327	0	327	65.4
Gordon, Michael	4	18	219	0	219	54.8
Knighten, Fredi	5	15	143	15	158	31.6
Thornton, S.	5	17	135	0	135	27.0
McKissic, J.D.	5	8	60	0	60	12.0
Walker, Marquis	1	11	34	0	34	34.0
Houston, Tres	4	1	0	29	29	7.2
Daniels, K.	1	7	21	0	21	21.0
Butterfield, P.	1	2	0	14	14	14.0
TEAM	2	6	-14	0	-14	-7.0
Total	5	386	1066	1257	2323	464.6
Opponents	5	351	991	1264	2255	451.0

Field Goals	fg	pct.	01-19	20-29	30-39	40-49	50-99	lg	blk
Davis, Brian	7-7	100.	0-0	2-2	2-2	3-3	0-0	44	0

FG Sequence	Arkansas State	Opponents
UAPB	-	(39)
Auburn	(34),(21),(42)	(35)
TROY	-	49
Memphis	-	(23)
Missouri	(41),(21),(44),(33)	24

Numbers in (parentheses) indicate field goal was made.

Punting	no.	yds	avg	lg	tb	fc	i20	50+	blk
Jones, Paul	13	502	38.6	53	4	4	4	2	0
Ferguson, Luke	12	555	46.2	63	1	1	3	4	0
Total	25	1054	42.3	63	5	5	7	6	0
Opponents	26	1134	43.5	59	3	5	7	9	0

Kickoffs	no.	yds	avg	tb	ob	retn	net yd	ln
Davis, Brian	28	172	61.7	10	1			
Ferguson, Luke	1	65	65.0	1	0			
Fulcher, Jeremy	1	-20	-20.	0	0			
Total	30	177	59.1	11	1	17.7	39.3	25
Opponents	29	181	62.4	16	0	21.4	40.6	24

Arkansas State Overall Individual Statistics (as of Sep 30, 2013)
All games

All Purpose	g	rush	rcv	pr	kr	ir	total	avg/g
McKissic, J.D	5	60	228	25	185	0	498	99.6
Oku, David	5	327	83	0	0	0	410	82.0
Jones, Julian	5	0	334	0	25	0	359	71.8
Gordon, Mich	4	219	77	0	25	0	321	80.2
Muse, Allen	5	0	212	0	0	0	212	42.4
Thornton, S.	5	135	34	0	0	0	169	33.8
Knighten, Fre	5	143	0	0	0	0	143	28.6
Kennedy, Ad	5	141	0	0	0	0	141	28.2
Griswold, D.	5	0	141	0	0	0	141	28.2
Fleming, R.J.	5	0	65	8	0	0	73	14.6
Rains, Kenne	5	0	66	0	0	0	66	13.2
Walker, Marq	1	34	0	0	0	0	34	34.0
Houston, Tre	4	0	21	0	0	0	21	5.2
Daniels, K.	1	21	0	0	0	0	21	21.0
Jackson, F.	5	0	0	0	0	19	19	3.8
Hays, Rocky	4	0	-4	0	0	0	-4	-1.0
TEAM	2	-14	0	0	0	0	-14	-7.0
Total	5	1066	1257	33	235	19	2610	522.0
Opponents	5	991	1264	89	318	0	2662	532.4

Arkansas State Overall Defensive Statistics (as of Sep 30, 2013)
All games

#	Defensive Leaders	gp	Tackles				Sacks no-yds	Pass defense			Fumbles		blkd		
			ua	a	tot	tfl/yds		int-yds	brup	qbh	rcv-yds	ff	kick	saf	
48	Lee, Qushaun	5	21	18	39	2.0-9	1-4	.	2	1	.	2	.	.	.
98	Carrethers, R.	5	18	13	31	4.0-17	3-15
29	Humes, Chris	5	19	11	30	3.0-14	1-8	.	1
11	Young, Sterling	5	18	10	28	1.0-3	1-1
5B	Coleman, Kyle	5	11	9	20	1-0
37	Porter, Eddie	5	4	14	18	2.0-2	.	.	2	1	1-0
24	Tryon, Andrew	3	6	10	16	1.0-2	.	.	2
97	Draper, Amos	5	6	8	14	3.0-15	.	1-0	1	.	.	1	.	.	.
3	Hays, Rocky	4	11	3	14	.	.	1-0	3
55	Woodson, Xavier	4	6	7	13
77	Blackmon, D.	5	6	6	12	1.0-14	1-14
10	Brown, Artez	5	8	4	12	.	.	.	2	.	1-0
27	Hunter, Money	4	5	7	12
42	Stone, Chris	5	8	3	11	5.0-22	1-3	.	1	1	.	1	.	.	.
52	Heath, Q.	5	3	8	11	1.5-9	1-8
8	Girley, C.	5	2	9	11	0.5-1	.	.	1
93	Dunaway, Darius	4	3	5	8	1.5-7	2-7	1	.	.	.
6	Jackson, F.	5	3	4	7	1.0-1	.	1-19	1	.	.	1	.	.	.
30	Collins, Kelsey	5	4	3	7
16	Turner, T.	5	3	3	6
96	Gandy, John	4	2	4	6	3.0-18	1-13
90	Odom, Chris	5	1	4	5	1.0-7	1-3
41	Albright, L.	5	1	4	5	0.5-4	.	.	1
32	Jacobs, Ryan	5	1	3	4
34	Gordon, Michael	4	4	.	4
3	Hayes, Rocky	1	3	.	3	1.0-2	.	.	1
33	Buckley, Darius	1	.	2	2
94	Owens, Markel	4	1	1	2	1.0-2
26	Williams, D.	5	2	.	2
43	Valgis, Raziel	1	.	2	2
4	Fleming, R.J.	5	2	.	2	1	.	.	.
17	Muse, Allen	5	.	1	1
7B	Hart, Jamaris	3	1	.	1
40	Jones, Ja'Von	1	1	.	1
99	Mathieu, Jabari	1	.	1	1
92	Rosser, Darrius	4	1	.	1
22	Barnhill, Brock	4	1	.	1
45	Eustace, Ryan	1	.	1	1
21	Thornton, S.	5	1-0
Total		5	186	178	364	33-149	10-75	3-19	18	3	5-1	7	.	.	.
Opponents		5	218	185	403	44-160	16-75	2-0	13	27	3-37	6	.	.	.

Arkansas State Team Game-by-Game (as of Sep 30, 2013)

All games

TEAM STATISTICS

		Rushing				Receiving				Passing				Kick Returns				Punt Returns				tot		
Date	Opponent	no.	yds	td	lg	no.	yds	td	lg	cmp	att	int	yds	td	lg	no.	yds	td	lg	no.	yds	td	lg	off
Aug 31	UAPB	57	509	8	91	10	163	1	48	10	13	0	163	1	48	0	0	0	0	2	8	0	8	672
Sep 07	at Auburn	38	138	0	28	30	284	0	40	30	42	0	284	0	40	4	71	0	25	0	0	0	0	422
Sep 12	TROY	43	228	5	64	21	311	1	55	21	35	0	311	1	55	3	55	0	23	3	26	0	16	539
Sep 21	at Memphis	31	74	0	15	22	181	1	22	22	39	1	181	1	22	3	82	0	38	0	0	0	0	255
Sep 28	at Missouri	41	117	0	32	37	318	1	37	37	47	1	318	1	37	1	27	0	27	1	-1	0	0	435
		210	1066	13	91	120	1257	4	55	120	176	2	1257	4	55	11	235	0	38	6	33	0	16	2323
Opponents		191	991	11	63	98	1264	9	68	98	160	3	1264	9	68	18	318	0	35	9	89	0	31	2255

Games played: 5
 Avg per rush: 5.1
 Avg per catch: 10.5
 Pass efficiency: 133.40
 Kick ret avg: 21.4
 Punt ret avg: 5.5
 All purpose avg/game: 522.0
 Total offense avg/gm: 464.6

		Tackles				Sacks	Fumble		Pass Defense			Blkd	PAT Attempts				
Date	Opponent	ua	a	total	tfl-yds	no-yds	ff	fr-yds	int-yds	qbh	brup	kick	kick	rush	rcv	saf	pts
Aug 3	UAPB	30	34	64	15.0-87	6-46	2	0-0	0-0	0	4	0	8-9	0	0	0	62
Sep 0	at Auburn	36	34	70	5.0-13	0-0	1	1-0	0-0	3	3	0	0-0	0	0	0	9
Sep 1	TROY	45	44	89	9.0-32	2-18	2	2-0	3-19	0	6	0	5-5	0	0	0	41
Sep 2	at Memphis	46	30	76	2.0-12	1-8	1	1-1	0-0	0	3	0	1-1	0	0	0	7
Sep 2	at Missouri	29	36	65	2.0-5	1-3	1	1-0	0-0	0	2	0	1-1	0	0	0	19
		186	178	364	33.0-149	12-75	7	5-1	3-19	3	18	0	15-16	0	0	0	138
Opponents		218	185	403	44.0-160	20-75	6	3-37	2-0	27	13	0	18-19	1	0	0	155

		Punting									Field Goals			Kickoffs				
Date	Opponent	no.	yds	avg	long	blkd	tb	fc	50+	i20	md-att	long	blkd	no.	yds	avg	tb	ob
Aug 3	UAPB	1	39	39.0	39	0	0	1	0	0	0-0	0	0	10	604	60.4	5	1
Sep 0	at Auburn	4	179	44.8	60	0	2	0	1	1	3-3	42	0	4	259	64.8	2	0
Sep 1	TROY	8	321	40.1	63	0	1	2	2	2	0-0	0	0	8	416	52.0	2	0
Sep 2	at Memphis	8	339	42.4	58	0	1	1	1	2	0-0	0	0	2	128	64.0	0	0
Sep 2	at Missouri	4	179	44.8	53	0	1	1	2	2	4-4	44	0	6	366	61.0	2	0
		25	1057	42.3	63	0	5	5	6	7	7-7	44	0	30	1773	59.1	11	1
Opponents		26	1132	43.5	59	0	3	5	9	7	3-5	39	0	29	1811	62.4	16	0

Arkansas State Opponent Game-by-Game (as of Sep 30, 2013)

All games

OPPONENT STATISTICS

		Rushing				Receiving				Passing				Kick Returns				Punt Returns				tot		
Date	Opponent	no.	yds	td	lg	no.	yds	td	lg	cmp	att	int	yds	td	lg	no.	yds	td	lg	no.	yds	td	lg	off
Aug 31	UAPB	31	12	0	13	13	161	0	61	13	27	0	161	0	61	4	56	0	21	0	0	0	0	173
Sep 07	at Auburn	50	301	3	29	11	167	2	68	11	19	0	167	2	68	2	57	0	33	1	2	0	2	468
Sep 12	TROY	37	110	2	19	36	504	3	58	36	58	3	504	3	58	6	71	0	35	2	19	0	16	614
Sep 21	at Memphis	45	329	3	63	17	176	1	28	17	26	0	176	1	28	2	44	0	22	4	58	0	31	505
Sep 28	at Missouri	28	239	3	45	21	256	3	68	21	30	0	256	3	68	4	90	0	28	2	10	0	13	495
		191	991	11	63	98	1264	9	68	98	160	3	1264	9	68	18	318	0	35	9	89	0	31	2255
Arkansas State		210	1066	13	91	120	1257	4	55	120	176	2	1257	4	55	11	235	0	38	6	33	0	16	2323

Games played: 5

Avg per rush: 5.2

Avg per catch: 12.9

Pass efficiency: 142.42

Kick ret avg: 17.7

Punt ret avg: 9.9

All purpose avg/game: 532.4

Total offense avg/gm: 451.0

Date	Opponent	Tackles				Sacks		Fumble		Pass Defense			Blkd kick	PAT Attempts				saf	pts
		ua	a	total	tfl-yds	no	yds	ff	fr-yds	int-yds	qbh	brup		kick	rush	rcv			
Aug 3	UAPB	38	38	76	3.0-4	0	0	2	2-37	0	0	0	1	0	0	1	0	0	11
Sep 0	at Auburn	51	33	84	13.0-40	2	14	2	1-0	0	0	22	3	0	5	5	0	0	38
Sep 1	TROY	33	52	85	5.0-16	2	7	1	0-0	0	0	0	2	0	4	5	0	0	34
Sep 2	at Memphis	38	28	66	12.0-48	7	31	0	0-0	1	0	3	2	0	4	4	0	0	31
Sep 2	at Missouri	58	34	92	11.0-52	5	23	1	0-0	1	0	2	5	0	5	5	0	0	41
		218	185	403	44.0-160	20	75	6	3-37	2	0	27	13	0	18	19	1	0	155
Arkansas State		186	178	364	33.0-149	12	75	7	5-1	3	19	3	18	0	15	16	0	0	138

		Punting									Field Goals			Kickoffs				
Date	Opponent	no.	yds	avg	long	blkd	tb	fc	50+	i20	md-att	long	blkd	no.	yds	avg	tb	ob
Aug 3	UAPB	10	416	41.6	58	0	1	3	3	3	1-1	39	0	3	195	65.0	3	0
Sep 0	at Auburn	4	166	41.5	54	0	1	1	2	0	1-1	35	0	7	453	64.7	3	0
Sep 1	TROY	5	234	46.8	55	0	1	0	2	1	0-1	0	0	6	345	57.5	2	0
Sep 2	at Memphis	4	170	42.5	53	0	0	1	1	2	1-1	23	0	6	367	61.2	2	0
Sep 2	at Missouri	3	146	48.7	59	0	0	0	1	1	0-1	0	0	7	451	64.4	6	0
		26	1132	43.5	59	0	3	5	9	7	3-5	39	0	29	1811	62.4	16	0
Arkansas State		25	1057	42.3	63	0	5	5	6	7	7-7	44	0	30	1773	59.1	11	1

Arkansas State Passing Game-by-Game (as of Sep 30, 2013)
All games

#5 Kennedy, Adam	Comp	Att	Int	Pct	Yards	TD	Long	Sacked	Effic
UAPB	9	12	0	75.0	149	1	48	0-0	206.80
Auburn	30	42	0	71.4	284	0	40	2-14	128.23
TROY	20	34	0	58.8	282	1	55	2-7	138.20
Memphis	20	37	1	54.1	166	0	22	7-31	86.34
Missouri	37	46	1	80.4	318	1	37	5-23	141.33
TOTALS	116	171	2	67.8	1199	3	55	16-75	130.18

#9 Knighten, Fredi	Comp	Att	Int	Pct	Yards	TD	Long	Sacked	Effic
Memphis	2	2	0	100.0	15	1	15	0-0	328.00
Missouri	0	1	0	0.0	0	0	0	0-0	0.00
TOTALS	2	3	0	66.7	15	1	15	0-0	218.67

#15 Houston, Tres	Comp	Att	Int	Pct	Yards	TD	Long	Sacked	Effic
TROY	1	1	0	100.0	29	0	29	0-0	343.60
TOTALS	1	1	0	100.0	29	0	29	0-0	343.60

#1B Butterfield, P.	Comp	Att	Int	Pct	Yards	TD	Long	Sacked	Effic
UAPB	1	1	0	100.0	14	0	14	0-0	217.60
TOTALS	1	1	0	100.0	14	0	14	0-0	217.60

Arkansas State Rushing/Receiving Game-by-Game (as of Sep 30, 2013)
All games

RUSHING	No-Yds/TD	UAPB	AU	TROY	MEM	MU
Oku, David RB	84-327/4	16-124/	16-48/0	21-74/2	12-45/0	19-36/0
Gordon, Michael RB	18-219/3	4-102/1	4--7/0	8-115/2	2-9/0	DNP
Knighten, Fredi QB	12-143/3	3-101/2	4-24/0	3-24/1	1--4/0	1--2/0
Kennedy, Adam QB	46-141/0	-	12-74/0	6-17/0	16-24/0	12-26/0
Thornton, S. RB	17-135/2	9-112/2	2--1/0	1-3/0	-	5-21/0
McKissic, J.D. WR	8-60/1	3-22/1	-	1-2/0	-	4-36/0
Walker, Marquis RB	11-34/0	11-34/0	DNP	DNP	DNP	DNP
Daniels, K. RB	7-21/0	7-21/0	DNP	DNP	DNP	DNP
Butterfield, P. QB	1-0/0	1-0/0	DNP	DNP	DNP	DNP
TEAM	6--14/0	3--7/0	DNP	3--7/0	DNP	DNP

RECEIVING	No-Yds/TD	UAPB	AU	TROY	MEM	MU
Jones, Julian WR	33-334/2	2-45/1	7-29/0	8-65/0	6-59/0	10-136/
McKissic, J.D. WR	26-228/1	2-3/0	3-57/0	1-28/0	5-23/1	15-117/
Muse, Allen WR	12-212/1	1-13/0	1-7/0	6-158/1	3-29/0	1-5/0
Griswold, D. TE	12-141/0	1-14/0	5-46/0	2-40/0	1-20/0	3-21/0
Oku, David RB	12-83/0	-	6-70/0	1-8/0	2-15/0	3--10/0
Gordon, Michael RB	4-77/0	1-48/0	1-9/0	-	2-20/0	DNP
Rains, Kenneth TE	6-66/0	1-9/0	3-36/0	-	1-13/0	1-8/0
Fleming, R.J. WR	6-65/0	2-31/0	2-14/0	-	1-6/0	1-14/0
Thornton, S. RB	4-34/0	-	1-7/0	-	-	3-27/0
Houston, Tres WR	4-21/0	-	1-9/0	3-12/0	-	DNP
Hays, Rocky	1--4/0	DNP	-	-	1--4/0	-

Arkansas State Total Tackles Game-by-Game (as of Sep 30, 2013)
All games

Total Tackles	UA-A	Total	UAPB	AU	TROY	MEM	MU
Lee, Oushaun LB	21-18	39	4-3	3-4	6-6	4-2	4-3
Carrethers, R. DL	18-13	31	3-5	3-4	5-2	5-1	2-1
Humes, Chris DB	19-11	30	3-0	9-3	4-3	3-3	0-2
Young, Sterling DB	18-10	28	0-1	7-3	2-3	7-0	2-3
Coleman, Kyle DB	11-9	20	1-1	2-0	4-3	2-1	2-4
Porter, Eddie DE	4-14	18	0-1	1-0	2-6	0-5	1-2
Tryon, Andrew DB	6-10	16	DNP	1-4	3-3	DNP	2-3
Hays, Rocky DB	11-3	14	DNP	1-0	2-0	5-2	3-1
Draper, Amos DL	6-8	14	1-3	1-2	2-3	1-0	1-0
Woodson, Xavier LB	6-7	13	DNP	-	1-1	5-4	0-2
Blackmon, D. DL	6-6	12	2-0	1-2	1-2	2-1	0-1
Brown, Artez DB	8-4	12	-	2-0	1-1	1-3	4-0
Hunter, Money DB	5-7	12	2-1	DNP	2-0	1-1	0-5
Heath, Q. LB	3-8	11	1-1	0-2	0-3	1-2	1-0
Girley, C. DB	2-9	11	0-1	0-3	0-3	2-1	0-1
Stone, Chris DE	8-3	11	3-0	2-1	1-2	-	2-0
Dunaway, Darius DL	3-5	8	1-4	0-1	1-0	DNP	1-0
Jackson, F. DB	3-4	7	-	0-2	2-0	1-1	0-1
Collins, Kelsey DB	4-3	7	-	-	2-0	1-0	1-3
Gandy, John DL	2-4	6	1-2	-	0-2	1-0	DNP
Turner, T. DB	3-3	6	2-2	-	1-0	-	0-1
Odom, Chris DE	1-4	5	0-2	0-1	0-1	1-0	-
Albright, L. LB	1-4	5	0-3	1-1	-	-	-
Gordon, Michael	4-0	4	1-0	1-0	1-0	1-0	DNP
Jacobs, Ryan DB	1-3	4	-	-	-	-	1-3
Hayes, Rocky	3-0	3	3-0	DNP	DNP	DNP	DNP
Williams, D. DB	2-0	2	1-0	-	-	1-0	-
Owens, Markel DL	1-1	2	-	DNP	-	0-1	1-0
Valgis, Raziel DB	0-2	2	0-2	DNP	DNP	DNP	DNP
Buckley, Darius LB	0-2	2	0-2	DNP	DNP	DNP	DNP
Fleming, R.J.	2-0	2	1-0	-	1-0	-	-
Barnhill, Brock DB	1-0	1	-	DNP	1-0	-	-
Rosser, Darrius DL	1-0	1	-	DNP	-	1-0	-
Hart, Jamaris DB	1-0	1	-	1-0	DNP	-	DNP
Eustace, Ryan	0-1	1	DNP	0-1	DNP	DNP	DNP
Muse, Allen	0-1	1	-	-	-	0-1	-
Mathieu, Jabari DE	0-1	1	DNP	DNP	DNP	0-1	DNP
Jones, Ja'Von DE	1-0	1	DNP	DNP	DNP	DNP	1-0

Arkansas State Tackle For Loss Game-by-Game (as of Sep 30, 2013)
All games

TACKLES FOR LOSS	UA-A	Total	UAPB	AU	TROY	MEM	MU
Stone, Chris DE	4-2	5.0	2.0-13	1.0-2	1.0-4	-	1.0-3
Carrethers, R. DL	3-2	4.0	2.0-12	-	2.0-5	-	-
Humes, Chris DB	3-0	3.0	1.0-1	1.0-5	-	1.0-8	-
Gandy, John DL	2-2	3.0	1.5-14	-	0.5-0	1.0-4	DNP
Draper, Amos DL	2-2	3.0	1.0-9	-	2.0-6	-	-
Lee, Qushaun LB	1-2	2.0	2.0-9	-	-	-	-
Porter, Eddie DE	1-2	2.0	-	1.0-1	1.0-1	-	-
Heath, Q. LB	1-1	1.5	1.0-8	-	0.5-1	-	-
Dunaway, Darius DL	1-1	1.5	1.5-7	-	-	DNP	-
Blackmon, D. DL	1-0	1.0	-	-	1.0-14	-	-
Owens, Markel DL	1-0	1.0	-	DNP	-	-	1.0-2
Odom, Chris DE	0-2	1.0	1.0-7	-	-	-	-
Hayes, Rocky	1-0	1.0	1.0-2	DNP	DNP	DNP	DNP
Jackson, F. DB	1-0	1.0	-	-	1.0-1	-	-
Tryon, Andrew DB	1-0	1.0	DNP	1.0-2	-	DNP	-
Young, Sterling DB	1-0	1.0	-	1.0-3	-	-	-
Girley, C. DB	0-1	0.5	0.5-1	-	-	-	-
Albright, L. LB	0-1	0.5	0.5-4	-	-	-	-

Arkansas State Sacks Game-by-Game (as of Sep 30, 2013)
All games

SACKS	UA-A	Total	UAPB	AU	TROY	MEM	MU
Carrethers, R. DL	2-1	3	2-11	-	1-4	-	-
Dunaway, Darius DL	1-1	2	2-7	-	-	DNP	-
Gandy, John DL	1-0	1	1-13	-	-	-	DNP
Lee, Qushaun LB	0-1	1	1-4	-	-	-	-
Humes, Chris DB	1-0	1	-	-	-	1-8	-
Stone, Chris DE	1-0	1	-	-	-	-	1-3
Odom, Chris DE	0-1	1	1-3	-	-	-	-
Heath, Q. LB	1-0	1	1-8	-	-	-	-
Blackmon, D. DL	1-0	1	-	-	1-14	-	-

Arkansas State Return Stats Game-by-Game (as of Sep 30, 2013)
All games

PUNT RETURNS	No-Yds	UAPB	AU	TROY	MEM	MU
McKissic, J.D.	4-25	-	-	3-26	-	1--1
Fleming, R.J.	2-8	2-8	-	-	-	-

KICK RETURNS	No-Yds	UAPB	AU	TROY	MEM	MU
McKissic, J.D.	8-185	-	2-36	2-40	3-82	1-27
Gordon, Michael	2-25	-	1-10	1-15	-	DNP
Jones, Julian	1-25	-	1-25	-	-	-

INT. RETURNS	No-Yds	UAPB	AU	TROY	MEM	MU
Draper, Amos	1-0	-	-	1-0	-	-
Hays, Rocky	1-0	DNP	-	1-0	-	-
Jackson, F.	1-19	-	-	1-19	-	-

FUMBLE RETURNS	No-Yds	UAPB	AU	TROY	MEM	MU
Young, Sterling	1-1	-	-	-	1-1	-

Arkansas State Game Superlatives (as of Sep 30, 2013)
All games

INDIVIDUAL GAME HIGHS

Rushes	21	Oku, David vs TROY (Sep 12, 2013)
Yards Rushing	124	Oku, David vs UAPB (Aug 31, 2013)
TD Rushes	2	Knighten, Fredi vs UAPB (Aug 31, 2013)
	2	Thornton, S. vs UAPB (Aug 31, 2013)
	2	Oku, David vs UAPB (Aug 31, 2013)
	2	Oku, David vs TROY (Sep 12, 2013)
	2	Gordon, Michael vs TROY (Sep 12, 2013)
Long Rush	91	Gordon, Michael vs UAPB (Aug 31, 2013)
Pass attempts	46	Kennedy, Adam at Missouri (Sep 28, 2013)
Pass completions	37	Kennedy, Adam at Missouri (Sep 28, 2013)
Yards Passing	318	Kennedy, Adam at Missouri (Sep 28, 2013)
TD Passes	1	Kennedy, Adam vs UAPB (Aug 31, 2013)
	1	Kennedy, Adam vs TROY (Sep 12, 2013)
	1	Knighten, Fredi at Memphis (Sep 21, 2013)
	1	Kennedy, Adam at Missouri (Sep 28, 2013)
Long Pass	55	Kennedy, Adam vs TROY (Sep 12, 2013)
Receptions	15	McKissic, J.D. at Missouri (Sep 28, 2013)
Yards Receiving	158	Muse, Allen vs TROY (Sep 12, 2013)
TD Receptions	1	Jones, Julian vs UAPB (Aug 31, 2013)
	1	Muse, Allen vs TROY (Sep 12, 2013)
	1	McKissic, J.D. at Memphis (Sep 21, 2013)
	1	Jones, Julian at Missouri (Sep 28, 2013)
Long Reception	55	Muse, Allen vs TROY (Sep 12, 2013)
Field Goals	4	Davis, Brian at Missouri (Sep 28, 2013)
Long Field Goal	44	Davis, Brian at Missouri (Sep 28, 2013)
Punts	5	Ferguson, Luke at Memphis (Sep 21, 2013)
Punting Avg	49.0	Ferguson, Luke at Auburn (Sep 07, 2013)
Long Punt	63	Ferguson, Luke vs TROY (Sep 12, 2013)
Punts inside 20	2	Ferguson, Luke vs TROY (Sep 12, 2013)
	2	Jones, Paul at Memphis (Sep 21, 2013)
	2	Jones, Paul at Missouri (Sep 28, 2013)
Long Punt Return	16	McKissic, J.D. vs TROY (Sep 12, 2013)
Long Kickoff Return	38	McKissic, J.D. at Memphis (Sep 21, 2013)
Tackles	12	Humes, Chris at Auburn (Sep 07, 2013)
	12	Lee, Qushaun vs TROY (Sep 12, 2013)
Sacks	2.0	Dunaway, Darius vs UAPB (Aug 31, 2013)
	2.0	Carrethers, R. vs UAPB (Aug 31, 2013)
Tackles For Loss	2.0	Stone, Chris vs UAPB (Aug 31, 2013)
	2.0	Lee, Qushaun vs UAPB (Aug 31, 2013)
	2.0	Carrethers, R. vs UAPB (Aug 31, 2013)
	2.0	Draper, Amos vs TROY (Sep 12, 2013)
	2.0	Carrethers, R. vs TROY (Sep 12, 2013)
Interceptions	1	Hays, Rocky vs TROY (Sep 12, 2013)
	1	Jackson, F. vs TROY (Sep 12, 2013)
	1	Draper, Amos vs TROY (Sep 12, 2013)

Arkansas State Game Superlatives (as of Sep 30, 2013)
All games

TEAM GAME HIGHS

Rushes	57	vs UAPB (Aug 31, 2013)
Yards Rushing	509	vs UAPB (Aug 31, 2013)
Yards Per Rush	8.9	vs UAPB (Aug 31, 2013)
TD Rushes	8	vs UAPB (Aug 31, 2013)
Pass attempts	47	at Missouri (Sep 28, 2013)
Pass completions	37	at Missouri (Sep 28, 2013)
Yards Passing	318	at Missouri (Sep 28, 2013)
Yards Per Pass	12.5	vs UAPB (Aug 31, 2013)
TD Passes	1	vs UAPB (Aug 31, 2013)
	1	vs TROY (Sep 12, 2013)
	1	at Memphis (Sep 21, 2013)
	1	at Missouri (Sep 28, 2013)
Total Plays	88	at Missouri (Sep 28, 2013)
Total Offense	672	vs UAPB (Aug 31, 2013)
Yards Per Play	9.6	vs UAPB (Aug 31, 2013)
Points	62	vs UAPB (Aug 31, 2013)
Sacks By	6	vs UAPB (Aug 31, 2013)
First Downs	26	vs TROY (Sep 12, 2013)
Penalties	10	at Missouri (Sep 28, 2013)
Penalty Yards	70	vs TROY (Sep 12, 2013)
	70	at Missouri (Sep 28, 2013)
Turnovers	2	vs UAPB (Aug 31, 2013)
Interceptions By	3	vs TROY (Sep 12, 2013)
Punts	8	vs TROY (Sep 12, 2013)
	8	at Memphis (Sep 21, 2013)
Punting Avg	44.8	at Auburn (Sep 07, 2013)
	44.8	at Missouri (Sep 28, 2013)
Long Punt	63	vs TROY (Sep 12, 2013)
Punts inside 20	2	vs TROY (Sep 12, 2013)
	2	at Memphis (Sep 21, 2013)
	2	at Missouri (Sep 28, 2013)
Long Punt Return	16	vs TROY (Sep 12, 2013)

Arkansas State Game Superlatives (as of Sep 30, 2013)

All games

OPPONENT INDIVIDUAL GAME HIGHS

Rushes	19	C. Artis-Payne, at Auburn (Sep 07, 2013)
Yards Rushing	173	WARFORD, Marqui, at Memphis (Sep 21, 2013)
TD Rushes	1	Corey Grant, at Auburn (Sep 07, 2013)
	1	Tre Mason, at Auburn (Sep 07, 2013)
	1	C. Artis-Payne, at Auburn (Sep 07, 2013)
	1	Chunn, Jordan, vs TROY (Sep 12, 2013)
	1	Anthony, Deon, vs TROY (Sep 12, 2013)
	1	CRAFT, Sam, at Memphis (Sep 21, 2013)
	1	HAYES, Brandon, at Memphis (Sep 21, 2013)
	1	WARFORD, Marqui, at Memphis (Sep 21, 2013)
	1	Franklin, James, at Missouri (Sep 28, 2013)
	1	Murphy, Marcus, at Missouri (Sep 28, 2013)
	1	Josey, Henry, at Missouri (Sep 28, 2013)
Long Rush	63	WARFORD, Marqui, at Memphis (Sep 21, 2013)
Pass attempts	51	Robinson, Corey, vs TROY (Sep 12, 2013)
Pass completions	30	Robinson, Corey, vs TROY (Sep 12, 2013)
Yards Passing	371	Robinson, Corey, vs TROY (Sep 12, 2013)
TD Passes	3	Franklin, James, at Missouri (Sep 28, 2013)
Long Pass	68	Nick Marshall, at Auburn (Sep 07, 2013)
	68	Franklin, James, at Missouri (Sep 28, 2013)
Receptions	6	Beverly, vs UAPB (Aug 31, 2013)
	6	Burks, Brandon, vs TROY (Sep 12, 2013)
	6	Thomas, Eric, vs TROY (Sep 12, 2013)
	6	Holmes, Bryan, vs TROY (Sep 12, 2013)
	6	Washington, L'D, at Missouri (Sep 28, 2013)
Yards Receiving	125	Thomas, Eric, vs TROY (Sep 12, 2013)
TD Receptions	2	Green-Beckham,, at Missouri (Sep 28, 2013)
Long Reception	68	Sammie Coates, at Auburn (Sep 07, 2013)
	68	Green-Beckham,, at Missouri (Sep 28, 2013)
Field Goals	1	Strickland, vs UAPB (Aug 31, 2013)
	1	Cody Parkey, at Auburn (Sep 07, 2013)
	1	ELLIOT, Jake, at Memphis (Sep 21, 2013)
Long Field Goal	39	Strickland, vs UAPB (Aug 31, 2013)
Punts	10	Strickland, vs UAPB (Aug 31, 2013)
Punting Avg	48.7	Brinser, Christ, at Missouri (Sep 28, 2013)
Long Punt	59	Brinser, Christ, at Missouri (Sep 28, 2013)
Punts inside 20	3	Strickland, vs UAPB (Aug 31, 2013)
Long Punt Return	31	MALONE, Keiwone, at Memphis (Sep 21, 2013)
Long Kickoff Return	35	Van Hooser, W., vs TROY (Sep 12, 2013)
Tackles	17	Wilson, Andrew, at Missouri (Sep 28, 2013)
Sacks	3.0	IFEDI, Martin, at Memphis (Sep 21, 2013)
	3.0	Sam, Michael, at Missouri (Sep 28, 2013)
Tackles For Loss	4.5	IFEDI, Martin, at Memphis (Sep 21, 2013)
Interceptions	1	McCAIN, Bobby, at Memphis (Sep 21, 2013)
	1	Gaines, E.J., at Missouri (Sep 28, 2013)

Arkansas State Game Superlatives (as of Sep 30, 2013)
All games

OPPONENT TEAM GAME HIGHS

Rushes	50	at Auburn (Sep 07, 2013)
Yards Rushing	329	at Memphis (Sep 21, 2013)
Yards Per Rush	8.5	at Missouri (Sep 28, 2013)
TD Rushes	3	at Auburn (Sep 07, 2013)
	3	at Memphis (Sep 21, 2013)
	3	at Missouri (Sep 28, 2013)
Pass attempts	58	vs TROY (Sep 12, 2013)
Pass completions	36	vs TROY (Sep 12, 2013)
Yards Passing	504	vs TROY (Sep 12, 2013)
Yards Per Pass	8.8	at Auburn (Sep 07, 2013)
TD Passes	3	vs TROY (Sep 12, 2013)
	3	at Missouri (Sep 28, 2013)
Total Plays	95	vs TROY (Sep 12, 2013)
Total Offense	614	vs TROY (Sep 12, 2013)
Yards Per Play	8.5	at Missouri (Sep 28, 2013)
Points	41	at Missouri (Sep 28, 2013)
Sacks By	7	at Memphis (Sep 21, 2013)
First Downs	30	vs TROY (Sep 12, 2013)
Penalties	9	at Auburn (Sep 07, 2013)
Penalty Yards	91	at Auburn (Sep 07, 2013)
Turnovers	5	vs TROY (Sep 12, 2013)
Interceptions By	1	at Memphis (Sep 21, 2013)
	1	at Missouri (Sep 28, 2013)
Punts	10	vs UAPB (Aug 31, 2013)
Punting Avg	48.7	at Missouri (Sep 28, 2013)
Long Punt	59	at Missouri (Sep 28, 2013)
Punts inside 20	3	vs UAPB (Aug 31, 2013)
Long Punt Return	31	at Memphis (Sep 21, 2013)

NCAA Statistics

Arkansas St. - 2013-14 Football Ranking Summary thru games 10/05/2013

Statistic	National Rank	Conference Rank	Value	National Leader	Value	Conference Leader	Value
3rd Down Conversion Pct (123 ranked)	25	1	0.488	Louisville	0.625	Arkansas St.	0.488
3rd Down Conversion Pct Defense (123 ranked)	60	2	0.389	Michigan St.	0.221	Western Ky.	0.382
4th Down Conversion Pct (118 ranked)	118	7	0.000	Fresno St.	0.889	Troy	0.778
4th Down Conversion Pct Defense (121 ranked)	31	4	0.375	5 teams tied	0.000	Texas St. La.-Monroe	0.000 0.000
Completion Percentage (123 ranked)	16	2	0.682	Boise St.	0.732	Troy	0.723
Fewest Penalties Per Game (123 ranked)	82	4	6.40	Navy	2.25	La.-Monroe	5.17
Fewest Penatly Yards Per Game (123 ranked)	70	4	51.60	Navy	20.75	La.-Monroe	41.83
First Downs Defense (123 ranked)	70	4	107	Louisville	57	Western Ky.	97
First Downs Offense (123 ranked)	46	4	117	Fresno St.	153	Western Ky.	147
Fumbles Lost (122 ranked)	42	3	3	16 teams tied	1	South Ala. La.-Lafayette	2 2
Fumbles Recovered (113 ranked)	26	3	5	Ball St.	10	Texas St. La.-Lafayette	6 6
Kickoff Return Defense (123 ranked)	14	2	17.67	La.-Monroe	11.33	La.-Monroe	11.33
Kickoff Returns (123 ranked)	63	4	21.36	Miami (FL)	33.08	Texas St.	27.93
Net Punting (123 ranked)	100	6	34.72	Memphis	44.67	Troy	40.28
Pass Sacks Allowed (123 ranked)	111	7	3.20	Nebraska	0.40	Western Ky.	1.33
Passes Had Intercepted (123 ranked)	6	1	2	New Mexico	0	Arkansas St. Texas St.	2 2
Passes Intercepted (117 ranked)	97	6	3	Virginia Tech	13	South Ala.	7
Passing Offense (123 ranked)	55	4	251.4	Baylor	432.3	Troy	318.2
Passing Yards Allowed (123 ranked)	87	4	252.8	UNLV	134.0	Western Ky.	183.5
Passing Yards per Completion (123 ranked)	104	5	10.48	Baylor	19.87	South Ala.	13.88
Punt Return Defense (123 ranked)	88	5	9.89	Houston	-2.33	South Ala.	6.44
Punt Returns (123 ranked)	88	5	5.50	Kansas St.	26.80	Texas St.	13.86
Red Zone Defense (118 ranked)	35	2	0.760	Baylor	0.455	Texas St.	0.739
Red Zone Offense (123 ranked)	55	2	0.850	4 teams tied	1.000	La.-Lafayette	0.880
Rushing Defense (123 ranked)	100	7	198.2	Michigan St.	51.2	Texas St.	92.4
Rushing Offense (123 ranked)	30	3	213.2	New Mexico	367.8	La.-Lafayette	217.2
Scoring Defense (123 ranked)	88	5	31.0	Louisville	6.8	Western Ky.	23.8
Scoring Offense (123 ranked)	77	5	27.6	Baylor	70.5	La.-Lafayette	38.8
Tackles for Loss Allowed (123 ranked)	121	7	8.80	Navy	2.75	La.-Lafayette	4.00
Team Pass Sacks (122 ranked)	54	2	2.00	Clemson Fresno St.	3.80 3.80	South Ala.	2.40
Team Passing Efficiency (123 ranked)	62	3	133.40	Baylor	218.96	Troy	159.02
Team Passing Efficiency Defense (123 ranked)	90	6	142.42	Michigan St.	81.16	Western Ky.	116.46
Team Tackles for Loss (123 ranked)	40	1	6.6	Baylor	10.3	Arkansas St.	6.6
Time of Possession (123 ranked)	67	5	29:28	Florida	37:39	Texas St.	33:50
Total Defense (123 ranked)	103	6	451.0	Michigan St.	203.8	Western Ky.	351.0
Total Offense (123 ranked)	35	2	464.6	Baylor	779.5	Western Ky.	473.7
Turnover Margin (123 ranked)	41	3	0.6	Houston	2.8	La.-Lafayette	1.2
Turnovers Gained (123 ranked)	69	5	8	Tulane	18	Texas St. La.-Lafayette	12 12
Turnovers Lost (123 ranked)	13	1	5	Louisville	2	Arkansas St.	5

Statistic	Player	National Rank	Conference Rank	Value	National Leader	Value	Conference Leader	Value
All Purpose (248 ranked)	J.D. McKissic David Oku Michael Gordon Julian Jones	115 172 187 238	2 6 8 13	99.60 82.00 80.25 71.80	Odell Beckham, Jr., LSU	228.17	Antonio Andrews, Western Ky.	223.83
Completion Percentage (100 ranked)	Adam Kennedy	20	2	0.678	Caleb Herring, UNLV	0.750	Corey Robinson, Troy	0.742
Completions Per Game (134 ranked)	Adam Kennedy	14	2	23.20	Derek Carr, Fresno St.	36.60	Corey Robinson, Troy	24.50
Field Goal Percentage (94 ranked)	Brian Davis	1	1	1.000	24 players tied	1.000	Brian Davis, Arkansas St.	1.000
Field Goals Per Game (121 ranked)	Brian Davis	27	1	1.4	Ryan Bustin, Texas Tech	2.6	Brian Davis, Arkansas St.	1.4
Forced Fumbles (77 ranked)	Qushaun Lee Darius Dunaway	19 77	3 6	0.40 0.25	Chidera Uzo-Diribe, Colorado	1.00	Mike Orakpo, Texas St.	0.60
Fumbles Recovered (106 ranked)	Artez Brown Kyle Coleman Eddie Porter Sirgregory Thornton Sterling Young	106 106 106 106 106	2 2 2 2 2	0.20 0.20 0.20 0.20 0.20	Jeremiah McKinnon, FIU	1.00	Al Riles, La.-Lafayette	0.40
Interceptions (175 ranked)	Amos Draper Rocky Hayes Frankie Jackson	175 175 175	6 6 6	0.2 0.2 0.2	Greg Henderson, Colorado	1.0	David Mayo, Texas St.	0.4
Kickoff Return TDs (2 ranked)					Brandon Smith, Texas St.	2	Brandon Smith, Texas St.	2
Kickoff Returns (118 ranked)	J.D. McKissic	51	4	23.1	Jamarcus Nelson, UAB	35.4	Darryl Surgent, La.-Lafayette	33.0
Pass Sacks (55 ranked)					Vic Beasley, Clemson	1.6	Xavius Boyd, Western Ky.	1.1
Passes Defended (68 ranked)					Tim Bennett, Indiana	2.8	Xavier Daniels, Texas St. Qudarius Ford, South Ala. Craig Mager, Texas St.	1.2 1.2 1.2
Passing Efficiency (117 ranked)	Adam Kennedy	70	5	130.2	Bryce Petty, Baylor	229.6	Terrence Broadway, La.-Lafayette	158.7
Passing TDs (97 ranked)					Sean Mannion, Oregon St.	21	Corey Robinson, Troy	12
Passing Yards (135 ranked)	Adam Kennedy	41	3	1,199	Sean Mannion, Oregon St.	2,018	Corey Robinson, Troy	1,539
Passing Yards Per Game (135 ranked)	Adam Kennedy	40	2	239.8	Sean Mannion, Oregon St.	403.6	Corey Robinson, Troy	256.5
Passing Yards per Completion (117 ranked)	Adam Kennedy	94	5	10.34	Bryce Petty, Baylor	20.12	Ross Metheny, South Ala.	13.65
Points Responsible For (297 ranked)	Brian Davis	182	11	36	Sean Mannion, Oregon St.	130	Terrence Broadway, La.-Lafayette	84
Points Responsible For Per Game (184 ranked)	Brian Davis	184	8	7.2	Sean Mannion, Oregon St.	26.4	Terrence Broadway, La.-Lafayette	16.8
Punt Return TDs (5 ranked)					4 players tied	2	Terrance Timmons, South Ala. Rashon Ceaser, La.-Monroe	1 1
Punt Returns (82 ranked)					Bralon Addison, Oregon	30.9	Rashon Ceaser, La.-Monroe	15.4
Punting (93 ranked)					Zac Murphy, Miami (OH)	47.7	Will Scott, Troy	45.0
Receiving TDs (127 ranked)	Julian Jones	127	6	2	Brandin Cooks, Oregon St. Eric Thomas, Troy	9 9	Eric Thomas, Troy	9
Receiving Yards (400 ranked)	Julian Jones J.D. McKissic Allen Muse Darion Griswold	92 189 219 356	6 13 14 25	334 228 212 141	Brandin Cooks, Oregon St.	807	Eric Thomas, Troy	480
Receiving Yards Per Game (398 ranked)	Julian Jones J.D. McKissic Allen Muse Darion Griswold	91 184 210 347	5 10 13 23	66.8 45.6 42.4 28.2	Brandin Cooks, Oregon St.	161.4	Eric Thomas, Troy	80.0
Receptions Per Game (372 ranked)	Julian Jones J.D. McKissic Darion Griswold Allen Muse David Oku	28 72 327 327 327	1 3 22 22 22	6.6 5.2 2.4 2.4 2.4	Davante Adams, Fresno St. Brandin Cooks, Oregon St. Jeremy Johnson, SMU	10.4 10.4 10.4	Julian Jones, Arkansas St.	6.6
Rushing TDs (116 ranked)	David Oku Michael Gordon Fredi Knighten	71 116 116	5 9 9	4 3 3	Jahwan Edwards, Ball St.	10	Antonio Andrews, Western Ky.	9
Rushing Yards (297 ranked)	David Oku Michael Gordon Fredi Knighten Adam Kennedy Sirgregory Thornton	90 194 276 282 297	3 13 18 19 20	327 219 143 141 135	Antonio Andrews, Western Ky.	882	Antonio Andrews, Western Ky.	882
Rushing Yards Per Game (300 ranked)	David Oku Michael Gordon Fredi Knighten Adam Kennedy Sirgregory Thornton	83 134 273 278 285	3 6 18 19 20	65.4 54.8 28.6 28.2 27.0	Andre Williams, Boston College	153.6	Antonio Andrews, Western Ky.	147.0
Scoring (232 ranked)	Brian Davis David Oku	96 232	5 12	7.2 4.8	Marion Grice, Arizona St.	15.6	Antonio Andrews, Western Ky. Eric Thomas, Troy	9.0 9.0
Solo Tackles (54 ranked)					Tyler Matakevich, Temple	10.8	David Mayo, Texas St.	6.6
Tackles For Loss (49 ranked)					Shaquil Barrett, Colorado St.	2.5	Xavius Boyd, Western Ky.	2.1
Total Offense (299 ranked)	Adam Kennedy David Oku Michael Gordon	39 212 254	1 12 15	268.0 65.4 54.8	Sean Mannion, Oregon St.	390.2	Adam Kennedy, Arkansas St.	268.0
Total Tackles (380 ranked)	Qushaun Lee Ryan Carrethers Chris Humes Sterling Young	94 235 262 340	4 11 15 17	7.8 6.2 6.0 5.6	Keith Smith, San Jose St.	16.0	Xavius Boyd, Western Ky.	10.5

NCAA Statistics

Idaho - 2013-14 Football Ranking Summary thru games 10/05/2013

Statistic	National Rank	Conference Rank	Value	National Leader	Value	Conference Leader	Value
3rd Down Conversion Pct (123 ranked)	101	5	0.330	Louisville	0.625	Navy	0.531
3rd Down Conversion Pct Defense (123 ranked)	101	3	0.442	Michigan St.	0.221	BYU	0.301
4th Down Conversion Pct (118 ranked)	68	4	0.471	Fresno St.	0.889	Navy	0.667
4th Down Conversion Pct Defense (121 ranked)	82	6	0.600	5 teams tied	0.000	BYU	0.125
Completion Percentage (123 ranked)	67	2	0.604	Boise St.	0.732	New Mexico St.	0.643
Fewest Penalties Per Game (123 ranked)	97	6	7.17	Navy	2.25	Navy	2.25
Fewest Penatly Yards Per Game (123 ranked)	87	5	57.33	Navy	20.75	Navy	20.75
First Downs Defense (123 ranked)	121	5	158	Louisville	57	Navy	85
First Downs Offense (123 ranked)	63	4	111	Fresno St.	153	Army	126
Fumbles Lost (122 ranked)	122	6	10	16 teams tied	1	Notre Dame Navy	1 1
Fumbles Recovered (113 ranked)	14	1	6	Ball St.	10	Idaho	6
Kickoff Return Defense (123 ranked)	112	5	26.55	La.-Monroe	11.33	BYU	20.41
Kickoff Returns (123 ranked)	64	3	21.36	Miami (FL)	33.08	BYU	26.93
Net Punting (123 ranked)	21	2	39.93	Memphis	44.67	Navy	42.17
Pass Sacks Allowed (123 ranked)	123	6	5.67	Nebraska	0.40	Notre Dame	0.67
Passes Had Intercepted (123 ranked)	64	3	5	New Mexico	0	Army	1
Passes Intercepted (117 ranked)	38	1	6	Virginia Tech	13	Navy New Mexico St. Idaho	6 6 6
Passing Offense (123 ranked)	74	3	224.5	Baylor	432.3	Notre Dame	250.5
Passing Yards Allowed (123 ranked)	118	6	312.5	UNLV	134.0	BYU	203.2
Passing Yards per Completion (123 ranked)	85	5	11.32	Baylor	19.87	Navy	16.85
Punt Return Defense (123 ranked)	99	5	11.86	Houston	-2.33	Navy	1.50
Punt Returns (123 ranked)	111	6	3.40	Kansas St.	26.80	BYU	13.00
Red Zone Defense (118 ranked)	48	3	0.794	Baylor	0.455	Notre Dame	0.773
Red Zone Offense (123 ranked)	98	5	0.750	4 teams tied	1.000	Navy	0.895
Rushing Defense (123 ranked)	112	5	224.3	Michigan St.	51.2	Notre Dame	122.3
Rushing Offense (123 ranked)	92	5	136.0	New Mexico	367.8	Army	325.5
Scoring Defense (123 ranked)	120	5	42.3	Louisville	6.8	BYU	16.8
Scoring Offense (123 ranked)	118	6	15.2	Baylor	70.5	Navy	31.8
Tackles for Loss Allowed (123 ranked)	123	6	10.33	Navy	2.75	Navy	2.75
Team Pass Sacks (122 ranked)	101	3	1.33	Clemson Fresno St.	3.80 3.80	Army	1.83
Team Passing Efficiency (123 ranked)	82	4	122.82	Baylor	218.96	Navy	139.13
Team Passing Efficiency Defense (123 ranked)	110	5	151.52	Michigan St.	81.16	BYU	107.01
Team Tackles for Loss (123 ranked)	102	3	4.7	Baylor	10.3	Army	5.3
Time of Possession (123 ranked)	11	1	33:33	Florida	37:39	Idaho	33:33
Total Defense (123 ranked)	122	5	536.8	Michigan St.	203.8	BYU	335.8
Total Offense (123 ranked)	98	6	360.5	Baylor	779.5	BYU	481.6
Turnover Margin (123 ranked)	93	4	-0.5	Houston	2.8	Navy	1.5
Turnovers Gained (123 ranked)	18	1	12	Tulane	18	Idaho	12
Turnovers Lost (123 ranked)	116	6	15	Louisville	2	Navy	3

Statistic	Player	National Rank	Conference Rank	Value	National Leader	Value	Conference Leader	Value
All Purpose (248 ranked)	Dezmon Epps Richard Montgomery	78 162	4 9	112.33 85.83	Odell Beckham, Jr., LSU	228.17	Jamaal Williams, BYU	124.75
Completion Percentage (100 ranked)	Chad Chulich	56	2	0.615	Caleb Herring, UNLV	0.750	Andrew McDonald, New Mexico St.	0.665
Completions Per Game (134 ranked)	Chad Chulich	45	2	18.67	Derek Carr, Fresno St.	36.60	Andrew McDonald, New Mexico St.	18.83
Field Goal Percentage (94 ranked)					24 players tied	1.000	Justin Sorensen, BYU	0.889
Field Goals Per Game (121 ranked)	Austin Rehkow	73	4	0.8	Ryan Bustin, Texas Tech	2.6	Justin Sorensen, BYU	1.6
Forced Fumbles (77 ranked)					Chidera Uzo-Diribe, Colorado	1.00	Jordan Drake, Navy Evan Palelei, Navy Lonnie Richardson, Navy	0.25 0.25 0.25
Fumbles Recovered (106 ranked)	Quinton Bradley Maxx Forde Trey Williams	2 42 106	1 2 6	0.67 0.33 0.20	Jeremiah McKinnon, FIU	1.00	Quinton Bradley, Idaho	0.67
Interceptions (175 ranked)	Solomon Dixon	175	8	0.2	Greg Henderson, Colorado	1.0	Chris Johnson, Navy	0.8
Kickoff Return TDs (2 ranked)					Brandon Smith, Texas St.	2		
Kickoff Returns (118 ranked)	Richard Montgomery Dezmon Epps	58 90	4 6	22.5 19.7	Jamarcus Nelson, UAB	35.4	Adam Hine, BYU	34.6
Pass Sacks (55 ranked)					Vic Beasley, Clemson	1.6		
Passes Defended (68 ranked)					Tim Bennett, Indiana	2.8	Daniel Sorensen, BYU	1.4
Passing Efficiency (117 ranked)	Chad Chulich	82	3	123.2	Bryce Petty, Baylor	229.6	Andrew McDonald, New Mexico St.	131.7
Passing TDs (97 ranked)	Chad Chulich	90	3	5	Sean Mannion, Oregon St.	21	Tommy Rees, Notre Dame	13
Passing Yards (135 ranked)	Chad Chulich	38	2	1,211	Sean Mannion, Oregon St.	2,018	Tommy Rees, Notre Dame	1,494
Passing Yards Per Game (135 ranked)	Chad Chulich	68	3	201.8	Sean Mannion, Oregon St.	403.6	Tommy Rees, Notre Dame	249.0
Passing Yards per Completion (117 ranked)	Chad Chulich	88	3	10.81	Bryce Petty, Baylor	20.12	Taysom Hill, BYU	14.35
Points Responsible For (297 ranked)	James Baker Chad Chulich	237 237	9 9	30 30	Sean Mannion, Oregon St.	130	Tommy Rees, Notre Dame	78
Points Responsible For Per Game (184 ranked)					Sean Mannion, Oregon St.	26.4	Keenan Reynolds, Navy	13.5
Punt Return TDs (5 ranked)					4 players tied	2	JD Falslev, BYU	1
Punt Returns (82 ranked)	Dezmon Epps	61	2	5.3	Bralon Addison, Oregon	30.9	JD Falslev, BYU	13.0
Punting (93 ranked)	Austin Rehkow	3	1	47.5	Zac Murphy, Miami (OH)	47.7	Austin Rehkow, Idaho	47.5
Receiving TDs (127 ranked)	James Baker Richard Montgomery	127 127	5 5	2 2	Brandin Cooks, Oregon St. Eric Thomas, Troy	9 9	Davaris Daniels, Notre Dame TJ Jones, Notre Dame Troy Niklas, Notre Dame	4 4 4
Receiving Yards (400 ranked)	Dezmon Epps Najee Lovett Michael LaGrone Richard Montgomery Deon Watson	53 195 314 337 352	2 9 13 14 15	402 224 160 149 143	Brandin Cooks, Oregon St.	807	TJ Jones, Notre Dame	481
Receiving Yards Per Game (398 ranked)	Dezmon Epps Najee Lovett Michael LaGrone	89 245 369	2 9 12	67.0 37.3 26.7	Brandin Cooks, Oregon St.	161.4	TJ Jones, Notre Dame	80.2
Receptions Per Game (372 ranked)	Dezmon Epps Najee Lovett Deon Watson	34 220 349	1 5 10	6.3 3.2 2.3	Davante Adams, Fresno St. Brandin Cooks, Oregon St. Jeremy Johnson, SMU	10.4 10.4 10.4	Dezmon Epps, Idaho	6.3
Rushing TDs (116 ranked)	James Baker	116	5	3	Jahwan Edwards, Ball St.	10	Keenan Reynolds, Navy	7
Rushing Yards (297 ranked)	Chad Chulich James Baker	202 212	11 12	212 198	Antonio Andrews, Western Ky.	882	Taysom Hill, BYU	579
Rushing Yards Per Game (300 ranked)	James Baker Chad Chulich	213 231	10 12	39.6 35.3	Andre Williams, Boston College	153.6	Taysom Hill, BYU	115.8
Scoring (232 ranked)	James Baker	151	7	6.0	Marion Grice, Arizona St.	15.6	Keenan Reynolds, Navy	10.5
Solo Tackles (54 ranked)	Marc Millan Solomon Dixon Bradley Njoku	21 23 25	4 5 6	5.8 5.8 5.7	Tyler Matakevich, Temple	10.8	DJ Sargent, Navy	6.8
Tackles For Loss (49 ranked)					Shaquil Barrett, Colorado St.	2.5	Kyle Van Noy, BYU	1.4
Total Offense (299 ranked)	Chad Chulich Joshua McCain	55 261	3 11	237.2 51.4	Sean Mannion, Oregon St.	390.2	Taysom Hill, BYU	319.6
Total Tackles (380 ranked)	Bradley Njoku Marc Millan Solomon Dixon Jayshawn Jordan Eric Tuipulotu	91 114 235 299 337	7 8 14 17 22	7.8 7.5 6.2 5.8 5.7	Keith Smith, San Jose St.	16.0	Davis Cazares, New Mexico St.	11.3